

HORNET® HIGH POWER

HORIZONTAL TRACK HEAD LED

HORNET-HP-H-A14
LED

APPLICATION

Accent and display lighting for Retail, Commercial and Hospitality environments

CONSTRUCTION:

Complete die-cast construction
No exposed wiring
Powder coat paint

ELECTRICAL:

Electronic constant current LED driver
120v - 277v input
Triac and ELV dimming standard, 120v and 277v.
See following pages for more information.

This product complies with IEEE C62.41 for surge endurance up to 2.5KV. Amerlux® recommends using additional surge protection with this unit (supplied by others), surge damage is not covered by warranty.


OPTICS:

0-180° tilt, 180° rotation
Available in a variety of beam spreads
LED:
Color Temp Options: 2200K, 2700K, 3000K, 3500K, 4000K
CRI: 83 typ. (2200K, 2700K, 3000K, 3500K, 4000K)
97 typ. (2700K, 3000K)
Crisp White LED available (16w max)
R9 Values: 11 (83CRI), 92 (97CRI)
Binning: 3 MacAdam
Lumen Output (18w, 3000K): SP 1369 lm (75 lm/w)
CBCP (18w, 3000K) : SP 12,215

MOUNTING:

Track and busway
Note: Ceiling mount only

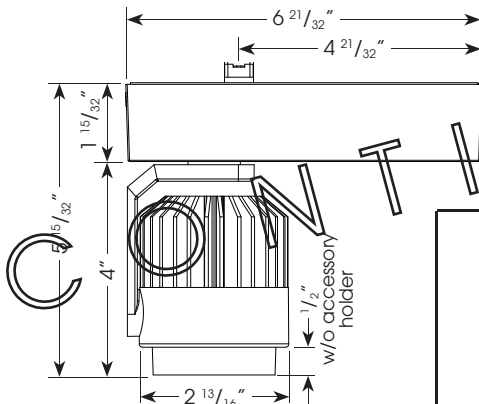
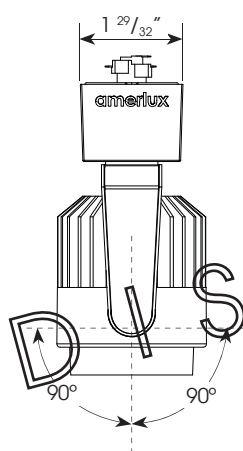
LABELING:

 **SP**
For indoor use only



PROJECT:

TYPE:



T I N U E

Accessory Options:

Accessory Holder
Snoot Accessory Holder


Electrostatic sensitive device,
observe precautions for
handling

ELECTRICAL

Electronic driver

	11w		16w		18w	
	System Watts	Amps	System Watts	Amps	System Watts	Amps
120v	11	0.09	16	0.13	18	0.15
277v	11	0.04	16	0.06	18	0.07

ORDERING INFORMATION:

Model	Wattage	Lamp Type	Finish	Mounting	Voltage	Beam Spread	Color Temp	Options/Accessories
HORNET-HP-H-A14	11 16 18	LED	WT - white texture BT - black texture ST - silver texture - - - - - (other RAL)	TS1 - Global 1cir/H-Style, 120v TL1 - L-Style, 120v TJ1 - J-Style, 120v TEK - Global 2cir/2neut, 120v TN2 - Global 2cir/2neut, 277v B - busway CStem 36"	120 277	SP - spot, 15° NF - narrow flood, 22° MFL - medium flood, 25° FL - flood, 28° WF - wide flood, 45° VWF - very wide flood, 60° LS - linear spread, 60° x 10°	83 CRI 2700 3000 3500 4000 97 CRI 2200-97 2700-97 3000-97 CRISP - crisp white (16w max)	SNAH - snoot accessory holder, 1" length, matte black interior, specify exterior color (WT, BT, ST) accepts cross blade plus 2 additional forms of media AH - accessory holder, specify finish (WT, BT, ST), accepts 2 forms of media CB - cross blade, matte black finish, requires snoot HEX - hexcell louver (1/8" x 1/8"), requires SNAH or AH SOL - solite beam softening lens, requires SNAH or AH

Example: HORNET-HP-H-A14-18-LED-WT-TS1-120-FL-3000

Cat #:

Amerlux reserves the right to change details that do not affect overall function and performance.



QUICKSHIP HORNET® HIGH POWER

HORIZONTAL TRACK HEAD LED

HORNET-HP-H-A14
LED

Amerlux® QuickShip makes it possible not only to keep up with expectations, but to keep ahead of them. We help enhance your competitive edge, ensuring you can start installation more quickly than you thought possible.

We can ship within 5-10 business days of your Amerlux QuickShip order, depending upon the selection.

- **QuickShip must be clearly marked on all P.O.'s.**
- **Must note on P.O. if requesting frames ship first.**
- **Standard shipping terms apply.**
- **See terms & conditions below.**

Quantity: 250 pieces or less
5 days



PROJECT:

TYPE:

QUICKSHIP ORDERING INFORMATION:

Model	Wattage	Lamp Type	Finish	Mounting	Voltage	Beam Spread	Color Temp	Options/Accessories
HORNET-HP-H-A14	16 18	LED	WT - white texture BT - black texture	TS1 - Global 1cir/ H-style, 120v TJ1 - J-style TL1 - L-style	120 277	SP - spot, 15° NF - narrow flood, 22° MFL - medium flood, 25° FL - flood, 28° WF - wide flood, 45° VWF - very wide flood, 60° LS - linear spread, 60° x 10°	83 CRI 3000 97 CRI 3000-97	SNAH - snout accessory holder; (specify WT, BT) AH - accessory holder, accepts 2 forms of media; (specify WT, BT) CB - cross blade, (requires SNAH) HEX - hexcell louver (requires SNAH or AH)

DISCONTINUED

Complete QuickShip Example: HORNET-HP-H-A14-16-LED-WT-TS1-120-SP-3000-SNAH

Cat #:

Terms & Conditions

1. For QuickShip processing, please submit QuickShip items on separate purchase order and indicate "QuickShip" on order.
2. Configurations outside of what is displayed on the QuickShip program are not available under the QuickShip lead times.
3. Please contact Customer Support to process orders with quantities larger than those listed.
4. Orders will be entered within 24 hours of receipt of a clean purchase order. Lead times are calculated by business days from time of sales order confirmation. Orders will ship within QuickShip lead times or sooner.
5. Change orders and order cancellations cannot be processed after sales order confirmation is generated.
6. For freight allowed (greater than \$3,000), order will ship complete based on longest lead time item. Please indicate on PO if Partial Shipments are approved and indicate freight method. For partial shipments under \$3,000, customer will be invoiced for freight.
7. All Lead times indicate when the fixture ships from Amerlux®. Arrival at destination is contingent upon carrier.

Expedite your orders by providing:

- Separate purchase order noting "QuickShip Program"
- Complete and accurate configurations
- Accurate pricing, quote number, shipping and contact information

Amerlux reserves the right to modify this program at any time.

HORNET® HIGH POWER

HORIZONTAL TRACK HEAD LED

HORNET-HP-H-A14
LED



TYPE:

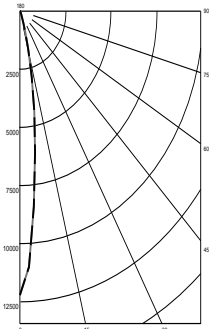


FIXTURE DATA: For 11w data, multiply by 0.71; For 16w data, multiply by 0.88

Complete photometric data (ies format) available upon request.

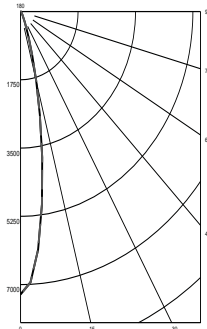
18W LED

SPOT (SP)
DISTRIBUTION
LTL #855377



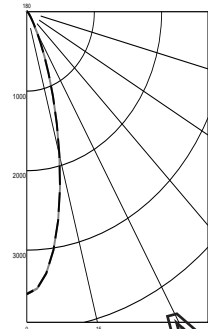
Candelas at Nadir	Candela
0	12215
5	8436
15	1705
25	204
35	77
45	26

NARROW FLOOD (NF)
DISTRIBUTION
LTL #860527



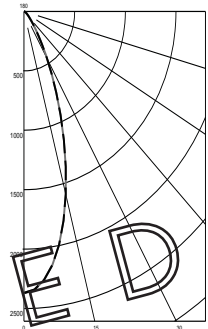
Candelas at Nadir	Candela
0	7252
5	5123
15	1841
25	309
35	73
45	41

FLOOD (FL)
DISTRIBUTION
LTL # 860528



Candelas at Nadir	Candela
0	3551
5	3304
15	1861
25	612
35	156
45	57

WIDE FLOOD (WF)
DISTRIBUTION
LTL # 860529

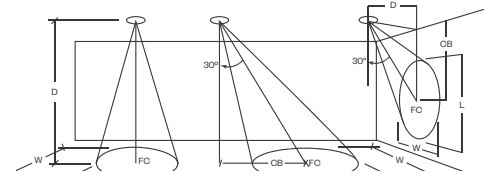


Candelas at Nadir	Candela
0	2369
5	2268
15	1592
25	754
35	251
45	82

APPLICATION DATA:

Notes and Definitions:

Beam spread is to 50% center beam candlepower (CBCP).
 D=Distance to floor or wall.
 FC=Footcandles on floor or wall at center beam aiming location.
 L=Effective Visual Beam length in feet (50% of maximum footcandle level).
 W=Effective Visual Beam width in feet (50% of maximum footcandle level).
 CB=Distance across or down to center beam location.



0° Aiming Angle
Horizontal
Footcandles



30° Aiming Angle
Horizontal
Footcandles



30° Aiming Angle
Vertical
Footcandles



60° Aiming Angle
Vertical
Footcandles

	0° Aiming Angle Horizontal Footcandles				30° Aiming Angle Horizontal Footcandles					30° Aiming Angle Vertical Footcandles					60° Aiming Angle Vertical Footcandles				
	D	FC	L	W	D	FC	L	W	CB	D	FC	L	W	CB	D	FC	L	W	CB
SPOT	5.0'	484	1.4	1.4	5.0'	313	1.8	1.5	3.0	3.0'	178	3.0	1.6	5.0	3.0'	630	1.6	1.1	2.0
	7.5'	216	2.0	2.0	7.5'	136	2.8	2.4	4.0	4.0'	105	3.8	2.1	6.0	4.0'	450	1.6	1.3	2.0
	10.0'	122	2.7	2.7	10.0'	76	3.7	3.2	6.0	5.0'	67	4.8	2.7	8.0	5.0'	298	2.0	1.6	3.0
	12.5'	78	3.4	3.4	12.5'	46	4.8	4.2	7.0	6.0'	47	5.9	3.2	9.0	6.0'	200	2.4	1.9	3.0
NARROW FLOOD	5.0'	289	1.7	1.7	5.0'	187	2.4	2.1	3.0	3.0'	127	3.3	1.8	4.0	3.0'	422	1.9	1.3	2.0
	7.5'	129	2.8	2.8	7.5'	86	3.5	3.1	4.0	4.0'	70	4.4	2.7	6.0	4.0'	298	1.9	1.5	2.0
	10.0'	73	3.6	3.6	10.0'	47	4.7	4.1	5.0	5.0'	47	5.3	3.2	7.0	5.0'	181	2.5	2.1	3.0
	12.5'	47	4.5	4.5	12.5'	31	5.8	5.2	7.0	6.0'	32	6.7	3.9	8.0	6.0'	133	2.8	2.5	3.0
FLOOD	5.0'	142	2.7	2.7	5.0'	92	3.4	3.1	3.0	3.0'	75	3.8	2.7	4.0	3.0'	232	2.3	1.7	2.0
	7.5'	63	3.9	3.9	7.5'	43	4.9	4.4	4.0	4.0'	44	4.9	3.3	5.0	4.0'	154	2.7	2.4	2.0
	10.0'	36	5.2	5.2	10.0'	25	6.4	5.8	5.0	5.0'	29	6.1	4.1	6.0	5.0'	95	3.4	3.0	2.0
	12.5'	23	6.5	6.5	12.5'	16	8.0	7.2	6.0	6.0'	20	7.4	5.1	7.0	6.0'	69	3.8	3.5	3.0
WIDE FLOOD	5.0'	95	3.2	3.2	5.0'	67	3.9	3.4	2.0	3.0'	63	3.7	2.8	3.0	3.0'	180	2.4	2.0	1.0
	7.5'	42	4.8	4.8	7.5'	30	5.7	5.3	3.0	4.0'	36	4.9	3.7	4.0	4.0'	105	3.2	2.9	2.0
	10.0'	24	6.4	6.4	10.0'	17	7.6	7.1	4.0	5.0'	23	6.1	4.8	5.0	5.0'	69	3.8	3.5	2.0
	12.5'	15	8.0	8.0	12.5'	11	9.6	8.9	5.0	6.0'	16	7.5	5.7	6.0	6.0'	47	4.7	4.3	3.0

HORNET® HIGH POWER

HORIZONTAL TRACK HEAD LED

HORNET-HP-H-A14
LED



TYPE:



DIMMING COMPATIBILITY:

Amerlux® "Hornet" track head is compatible with TRIAC and ELV dimming protocols prevalent in the United States. Please see below for general compatibilities and wiring diagrams. Amerlux recommends testing your unique dimming configuration as the exact full configuration (Dimmer, Fixture Quantity, Voltage, etc) may affect dimming performance.

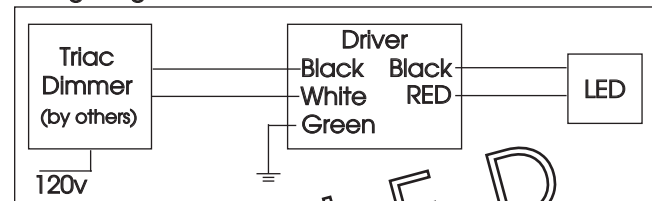
TRIAC (Forward Phase) DIMMING (standard)

Utilizes "Standard" incandescent dimmers that are in wide use in installations across the US. Best for retrofit applications where Triac dimmers are installed.

Notes:

- 120v and 277v
- Dims down to less than 5% light output (most cases)
- Consult Dimming manufacturer for installation instructions - DO NOT SHARE NEUTRALS!
- Must meet dimmer Minimum Load Requirements per dimming manufacturer

Wiring Diagram



Compatible Dimmers

Wall Box (Incandescent Style, Wattage as required)

Lutron "Diva"
Lutron "Nova-T"
Lutron "Maestro"

Lutron "Vareo"
Lutron "Skylark"

Central System

ETC "SR" Rack w/D20 Module
Lutron "GP" Panel

ETC "DRD" Rack w/D20 Module
Lutron Grafix Eye QS

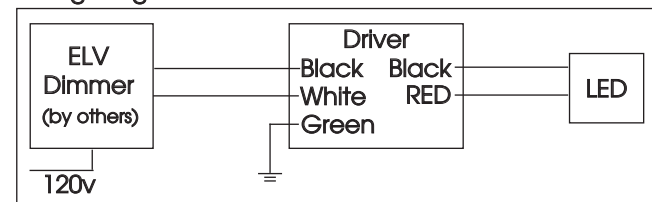
ELV - Electronic Low Voltage (Reverse Phase) DIMMING (standard)

Utilizes specialized "ELV" dimmers. Best for New Construction applications

Notes:

- 120v and 277v
- Dims down to less than 5% light output (most cases)
- Consult Dimming manufacturer for installation instructions - DO NOT SHARE NEUTRALS!
- Must meet dimmer Minimum Load Requirements

Wiring Diagram



Compatible Dimmers

Wall Box (ELV Style)

Lutron "Diva"
Lutron "Nova-T"
Lutron "Maestro"
Leviton "Surslide"

Lutron "Vareo"
Lutron "Skylark"

Leviton "Vizio"

Central System

ETC "SR" Rack w/ELV10 Module
Lutron "GP" Panel with PHPM-PA Interface

ETC "DRD" Rack w/ELV10 Module
Lutron Grafix Eye QS with PHPM-PA Interface