

CGL82330KMVD2AFCP



CGL8 8" LED Performance Pendant

Catalog No. _____

Type _____

Project _____

Specifications/Features

Fixture

Add a splash of color with these decorative pendants; available with glass shades, available in four different colors, as well as clear prismatic acrylic and aluminum shades.

Designed for many applications, including retail and commercial settings. Installation options include cable or stem mono-point ceiling canopies. For cable installation, a 120" field adjustable flexible cable is included with the pendant. Alternately, for stem mounting, various rigid stem lengths are sold separately. Rigid stems range from 6" - 48" long; maximum allowable stem length is 10 feet.

Frosted glass lens encloses the bottom of the fixture to reduce glare. Optional frosted acrylic lens available for food service environments.

Lamp

Light engine consist of a high output multi-chip LED array available in three wattage/lumen packages: 15W/1000lm, 28W/1700lm and 38W/2600lm. Excellent fixture-to-fixture color consistency within a 3-step McAdam Ellipse tolerance.

Available in the following color temperatures: 2700K, 3000K and 3500K; CRI: 80 min., 83 typical.

Dimming

Triac dimming is available on the 15W and 28W models, 120V only. Designed to work with industry standard lighting controls for dimming applications. Dimming range down to 10% nominal output current. 0-10V Dimming is available for 120V and 277V.

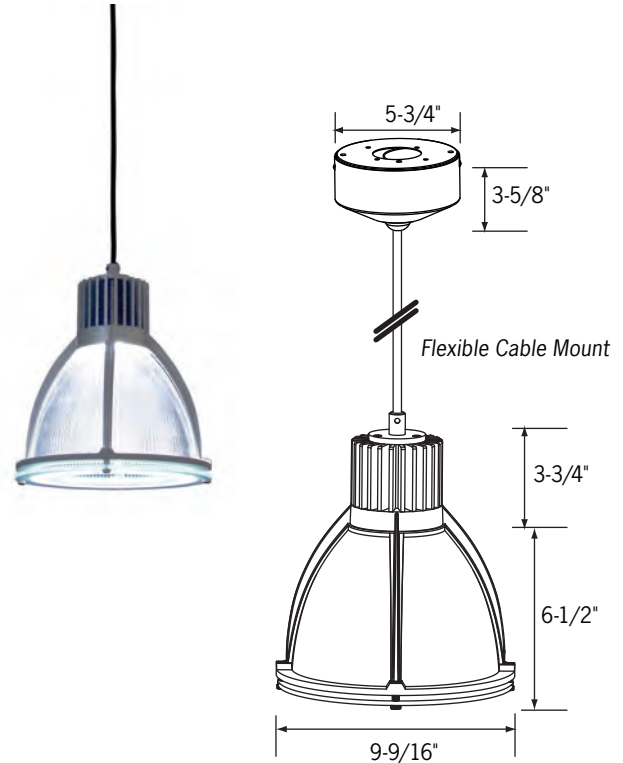
Dimmer control may be operated from an input signal of 0-10VDC.

The following dimmer has been confirmed to dim to 15% output: Lutron NTFTV with PP120H or PP277H.

Electrical

The CGL8 Performance series utilizes drivers manufactured by Lutron, Roal, and Thomas Research Products. Consult factory for more information.

Driver Specifications	Input Wattage	Input Voltage	Frequency	
CGL823	12D1	15W	120V	50-60Hz
	MVD2	15W	90-305V	50-60Hz
CGL830	12D1	28W	120V	50-60Hz
	MVD2	28W	90-305V	47-63Hz
CGL840	MVD2	38W	90-305V	47-63Hz



Warranty

This complete fixture is covered by ConTech's full five (5) year replacement guarantee after date of purchase.

Listing

cCSAus Certified to UL standards.
Suitable for damp locations.

Ordering Information

Example Order: - STEM(A)-S

Fixture	LED Module	Color Temp	Electrical/Dimming	Shade	Mounting	Finish
<input type="text"/>	<input type="text"/>	<input type="text"/>	<input type="text"/>	<input type="text"/>	<input type="text"/>	<input type="text"/>

CGL8 **23**- 15W **27K**- 2700K **12D1*** - 120V with Triac Dimming **A** - Clear Prismatic Acrylic **FC** - Flexible Cable Included **B** - Black Housing/Black Cord
30- 28W **30K**- 3000K **MVD2** - 120V with 0-10V Dimming **AL** - Aluminum **RS** - Rigid Stem* Sold Separately, See Below **P** - White Housing/White Cord
40- 38W **35K**- 3500K *15W and 28W Models Only **AM** - Amber Glass **R** - Red Glass **S** - Silver Housing/Black Cord
B - Blue Glass
W - White Glass

Accessories

Rigid Stem Lengths for "RS" Mount Only 10 Ft. Maximum Allowable Stem Length

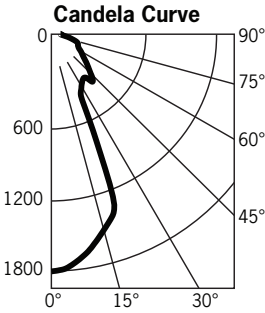
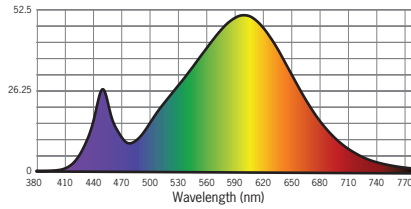
6" STEM(A)-(B,P,S) **24" STEM(A)-(B,P,S)** **48" STEM(A)-(B,P,S)**
12" STEM(A)-(B,P,S) **30" STEM(A)-(B,P,S)** **COUPLING-(B,P,S)** - External Coupling for Connecting Stems
18" STEM(A)-(B,P,S) **36" STEM(A)-(B,P,S)** **CG8FAL** - Frosted Acrylic Lens

Photometrics

38W, 3000K: CGL84030KMVD2AFC

Designed for 50,000 Hour Lamp Life¹; LM-63 Test No. 79682

Light Output (Fixture Delivered Lumens): 2638
 Total Watts@120V: 35.5
 Lumens Per Watt: 74.3
 Color Rendering Index (CRI)²: 80
 Color Temperature (CCT)³: 3094K Neutral White
 Spectral Power Distribution Chart⁴
 LM-79 Test No. 79686



Candlepower Summary

FROM 0	CANDELA	LUMENS
0	1791	
5	1753	164
15	1524	429
25	515	312
35	411	267
45	369	297
55	232	235
65	157	195
75	76	125
85	44	65
95	59	62

Intensity Distribution

DISTANCE (FT.)	FOOTCANDLES (FC)	BEAM DIAMETER (FT.)
6'	49.8	4.7
8'	28.0	6.3
10'	17.9	7.8
12'	12.4	9.4
14'	9.1	11.0
16'	7.0	12.5

Beam Distribution: 45°

For 15W data, multiply results by .38
 For 28W data, multiply results by .67