

Specifications/Features

Housing/Mounting

Designed for direct contact with ceiling insulation. May be used in ceilings 1/2" to 1-1/2" thick.
Dual extension bars are adjustable for 16" and 24" center joists.
Nailer bar hangers for easy installation. Hanger bars may be extended to rest on T-bar ceilings. Optional clip-on T-bar hangers also available.
Adjustable socket mounting plate.

Lamp/Electrical

Input Voltage: 120V AC, 60Hz.
(1) 65W BR30, 75W PAR30, 75W PAR30LN, 60W A19 or 40W A19
Prewired junction box with convenient screwdriver pry-outs: (6) 1/2", (1) 1/2" x 3/4" concentric and (4) Romex knockouts.
Quick connect push-in wires provided.

Trims

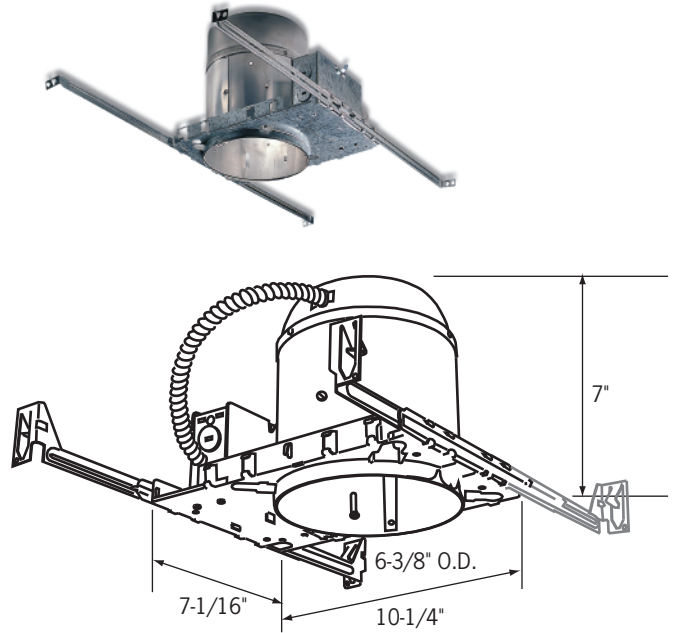
Many different trims options are available to complement any design style. See "Trims for 6" Incandescent Recessed Housings" spec sheet for details.

Warranty

This fixture is covered by ConTech's full one year replacement guarantee after date of purchase.

Listing

cULus listed. Suitable for damp locations.



Ceiling Opening: 6-1/2"
Ceiling Thickness: 1/2" – 1-1/2"

Ordering Information

Example Order:

Housing

RL30-IC

Trims

Max. Lamp 65W BR30, 75W PAR30, 75W PAR30LN:

- CTR3000 Series CTR3001 Series
- CTR3002 Series CTR3007 Series
- CTR3008 Series CTR3009 Series

Max. Lamp 60W A19:

- CTR1901 Series
- CTR1902 Series

Max. Lamp 40W A19:

- CTR1912 Series
- CTR1913 Series
- CTR1916 Series

See "Trims for 6" Incandescent Recessed Housings" Spec Sheet for Trim Information and Details

Options

- CTR64C-CLR** - 6" Trim Cross-Hair Louver Insert
- CTR618** - 6" Round Line Voltage Adapter Plate
- HB-30** - 30" T-Bar Hanger Set
- RL-725-(B,P)** - Minimum Trim Ring for 6" Trim, 7-1/4" O.D.
- RL-75-(B,P)** - Replacement Trim Ring for 6" Trim, 7-1/2" O.D.
- RL-08-(B,P)** - Oversized Trim Ring for 6" Trim, 7-13/16" O.D.

Trims for 6" Incandescent RL30 and RL38 Series Recessed Housings

Catalog No. _____

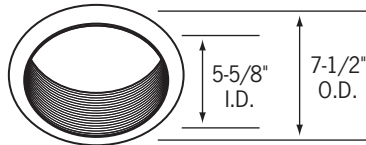
Type _____

Project _____

All trims are compatible with 6" Incandescent Recessed Housings: RL30-IC, RL30S-IC, RL30-ICSA-R, RL30S-ICR, RL38, RL38S, RL38S-R, RL38-ICER and RL38-ICESA

All trims have white trim finish unless specified.

All trims are suitable for damp locations; only shower trims are listed for wet locations.



CTR1901-B-CLR

Black Baffle, Clear Reflector, Black Trim Ring

CTR1901-CLR

Black Baffle, Clear Reflector

CTR1901-WHT

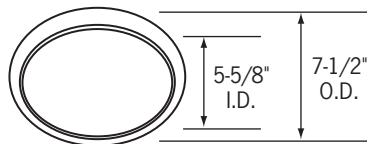
White Baffle, White Reflector

White high heat rated ABS beveled trim ring. Specular aluminum reflector. (3) Heat-treated steel spring reflector clips.

Maximum Wattage:

IC Housings: 50W PAR30, 60W A19

Non-IC Housings: 75W PAR30, 90W PAR38, 100W A19



CTR1902-(CLR, WHT)

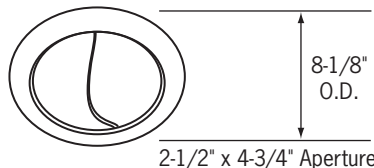
A-Lamp Multiplier, Clear or White Reflector

White high heat rated ABS beveled trim ring. Specular aluminum reflector. (3) Heat-treated steel spring pressure clips.

Maximum Wattage:

IC Housings: 50W PAR30, 60W A19

Non-IC Housings: 75W PAR30, 90W PAR38, 100W A19



CTR1903-P

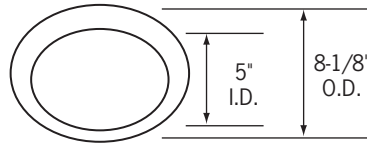
Scoop Wall Wash

White beveled steel trim ring. Polyethylene sponge gaskets. (2) Butterfly spring clips, heat-treated steel. All steel construction.

Maximum Wattage:

IC Housings: 40W A19 (60W A19 can be used in RL38-ICER and RL38-ICESA housings)

Non-IC Housings: 60W A19



CTR1912-P

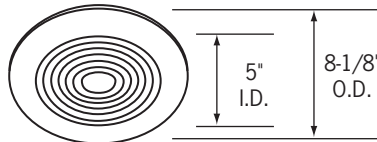
Albalite Shower Light Trim

Wet location listed. Beveled white steel trim ring. Polyethylene sponge gaskets. Flat opal Albalite glass. (2) Butterfly spring clips, heat treated steel.

Maximum Wattage:

IC Housings: 40W A19 (60W A19 can be used with RL38-ICER and RL38-ICESA housings)

Non-IC Housings: 60W A19



CTR1913-P

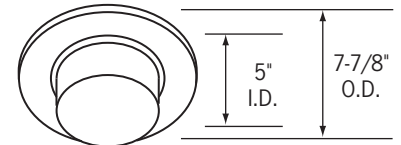
Fresnel Shower Light Trim

Wet location listed. Beveled white steel trim ring. Polyethylene sponge gaskets. Flat, clear Fresnel glass lens. (2) Butterfly spring clips, heat treated steel.

Maximum Wattage:

IC Housings: 40W A19 (60W A19 can be used with RL38-ICER and RL38-ICESA housings)

Non-IC Housings: 60W A19



CTR1916-P

Drop Opal Shower Light Trim

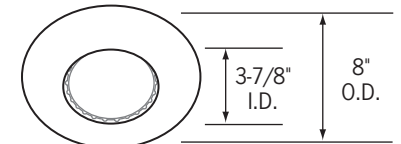
Plastic Lens, 1-1/2" Drop

Wet location listed. Beveled white high-heat ABS trim ring. Polyethylene sponge gaskets. (2) Butterfly spring clips.

Maximum Wattage:

IC Housings: 40W A19

Non-IC Housings: 60W A19



CTR3000-P

Open Trim

Maximum Wattage: 75W PAR30

CTR3800-P

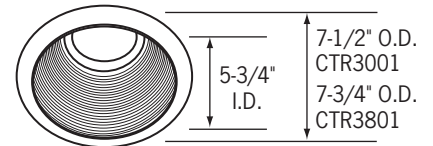
Open Trim

Maximum Wattage:

IC Housings: 75W PAR38, 90W PAR38, 100W PAR38

Non-IC Housings: 120W BR40, 150W PAR38

Painted white steel beveled trim ring. Two double coiled heat-treated steel spring clips. Polyethylene sponge gaskets.



CTR3001-(B, P, WHT)

Tapered Black Baffle/Trim Ring, Black Baffle/White Trim Ring, or White Baffle/Trim Ring

Maximum Wattage: 65W BR30, 75W PAR30

CTR3801-(B, P, WHT)

Tapered Black Baffle/Trim Ring, Black Baffle/White Trim Ring, or White Baffle/Trim Ring

Maximum Wattage:

IC Housings: 75W PAR38, 90W PAR38, 100W PAR38

Non-IC Housings: 120W BR40, 150W PAR38

White high heat rated ABS beveled trim ring. (2) Double coiled heat-treated steel spring clips. Tapered steel baffle.

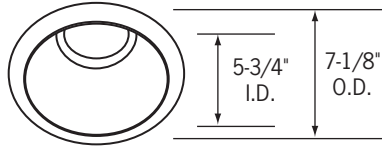
Continued on Page 2

**Trims for 6" Incandescent
RL30 and RL38 Series
Recessed Housings**

Catalog No. _____

Type _____

Project _____



CTR3002-B-BLK
Black Specular Reflector, Black Trim
Maximum Wattage: 65W BR30, 75W PAR30

CTR3002-(BLK, CLR)
Black or Clear Specular Reflector

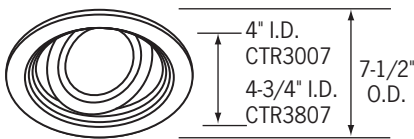
CTR3002-WHT
White Multiplier
Maximum Wattage: 65W BR30, 75W PAR30

CTR3802-B-BLK
Black Specular Reflector, Black Trim Ring
Maximum Wattage:
IC Housings: 75W PAR38, 90W PAR38, 100W PAR38
Non-IC Housings: 120W BR40, 150W PAR38

CTR3802-(BLK, CLR)
Black or Clear Specular Reflector

CTR3802-WHT
White Multiplier
Maximum Wattage:
IC Housings: 75W PAR38, 90W PAR38, 100W PAR38
Non-IC Housings: 120W BR40, 150W PAR38

White high heat rated ABS beveled trim ring. (2) Double coiled heat-treated steel spring clips. Tapered steel specular reflector on "BLK" finishes. Tapered aluminum specular reflector on "CLR" and "WHT" finishes.



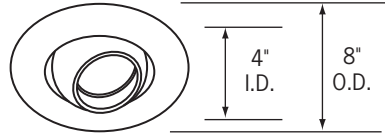
CTR3007-P
Recessed Gimbal; Black Baffle

CTR3007-WHT
Recessed Gimbal; White Baffle
Maximum Wattage: 65W BR30, 75W PAR30

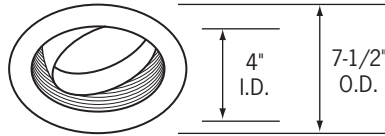
CTR3807-P
Recessed Gimbal; Black Baffle

CTR3807-WHT
Recessed Gimbal; White Baffle
Maximum Wattage:
IC Housings: 75W PAR38, 90W PAR38, 100W PAR38
Non-IC Housings: 150W PAR38

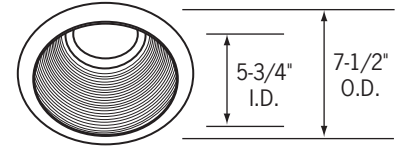
23° Vertical adjustment. Flat, high heat ABS white trim ring. (3) Leaf reflector clips, spring steel, heat-treated. Steel baffle construction. Steel gimbal construction. (1) Steel, heat-treated lamp retaining spring.



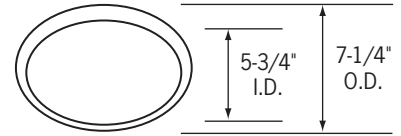
CTR3008-P
Eyeball
35° Vertical adjustment. Beveled steel trim ring. Polyethylene sponge gaskets. (2) Butterfly soring clips, heat-treated steel. Steel eyeball construction.
Maximum Wattage: 75W PAR30



CTR3009-WHT
Regressed Eyeball; White Baffle
30° Vertical adjustment. Flat, high-heat ABS white trim ring. (3) Leaf reflector clips: spring steel, heat-treated, black oxidation plated. White aluminum tapered baffle. White steel eyeball construction.
Maximum Wattage: 75W PAR30



CTR6001AT(B, WHT)
Self flanged, air-tight, tapered baffle. Black Baffle/Trim Ring or White Baffle/Trim Ring
Maximum Wattage:
IC Housings: 75W PAR30
Non-IC Housings: 150W PAR38



CTR62250-WHT
Self Flanged Heat Lamp
White steel trim.
For use with RL38 housing only.
Maximum Wattage: 125W R40 Heat Lamp

Reflector/Trim Finishes

Reflector Finish Options:

BLK - Black **CLR** - Clear
WHT - White

Trim Finish Options:

B - Black **PP** - White Plastic
P - White
S - Silver