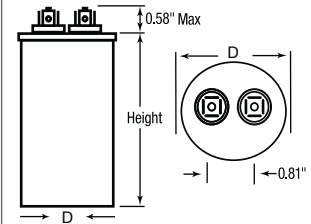


ProLume. Metal Halide Ballast Specifications

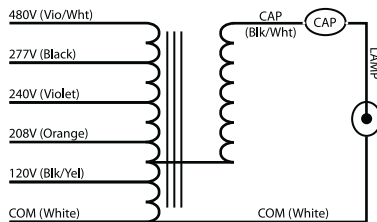
BALLAST SPECIFICATIONS					
Input Volts	120V	208V	240V	277V	480V
Frequency	60Hz				
Circuit Type	CWA				
Input Power	1087W				
Starting Current	8.3A	4.8A	4.2A	3.6A	2.1A
Operating Current	9.2A	5.3A	4.6A	4.0A	2.3A
Open Circuit Current	4.0A	2.4A	2.1A	1.9A	1.1A
Recommended Fuse	20A	15A	10A	10A	6A
Open Circuit Volts	420V				
Short Circuit Current (Input)	3.2-9.6A	1.9-5.7A	1.6-4.8A	1.4-4.2A	0.9-2.7A
Short Circuit Current (Secondary)	4.2-6.5A				
Insulation System	Class N, 200°C				
UL 1029 Bench Top Rise Code	A	A	A	A	A
Min. Starting Temp	-22°F / -30°C				

CAPACITOR



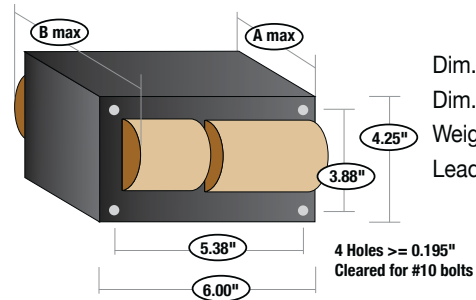
Diameter: 1.88"
Height: 3.94"
Cap.: 24µF
Minimum Volts: 480V
Case Max. Temp.: 90°C

WIRING DIAGRAM



Cap unused leads with wire nuts.

BALLAST DIMENSIONS



Dim. (A): 3.25"
Dim. (B): 5.20"
Weight: 19.9 lbs
Lead Length: 12"

Actual performance can vary depending on operating conditions. Specifications are subject to change without notice. All specifications are nominal unless otherwise noted.

PN# 55158

