



# TRAC 12

Miniature 20-Amp Low Voltage Trac System

## TRAC SECTIONS, JOINERS, FEEDS & MONOPOINTS

### TLV SERIES

Project: \_\_\_\_\_

Fixture Type: \_\_\_\_\_

Location: \_\_\_\_\_

Contact/Phone: \_\_\_\_\_

#### PRODUCT DESCRIPTION

Ultra-miniature, single-circuit trac sections for operation with 12 volt or 24 volt step down transformers as listed on pages [D3.1.2](#) and [D3.1.3](#). Each trac section is supplied with an integral terminal block feed/straight connector and is compatible with right-angle, adjustable joiner and conduit/J-box mounting accessories, as listed on back of this page, to permit NEC code-compliant installations. Accepts all Trac12 cove, accent and pendant lampholders.

#### PRODUCT SPECIFICATIONS

**Construction** Extruded ABS/Polycarbonate for maximum strength and heat resistance • Injection molded polycarbonate terminal block end-feed/straight connector assembly with decorative cover • Injection molded polycarbonate dead-end with set screw


• Standard lengths may be cut-to-length by installer.

**Electrical** Two 12 gauge solid copper conductors • Rated 20 amps at 12 or 24 volts.

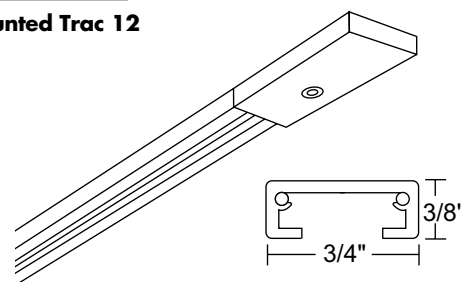
**Labels** UL listed, CSA certified.

Product specifications subject to change without notice.

#### DIMENSIONS



Surface Mounted Trac 12



#### PRODUCT INSTALLATION

Terminal block connector, supplied with each trac section, accepts up to 10 gauge solid secondary feed wire or allows connection to additional trac sections • Use with TL34 conduit adapter or TL21 Outlet Box canopy for Class 1 installations over 60VA • Supplied with toggle bolts for surface mounting.

#### ORDERING INFORMATION

Example: TLV 8FT WH

Series	Length	Finish
TLV Trac 12 Track Sections	<b>2FT</b> 2-foot track section; actual length 20-5/8"	<b>BL</b> Black <b>WH</b> White
	<b>4FT</b> 4-foot track section; actual length 44-5/8"	
	<b>6FT</b> 6-foot track section; actual length 68-5/8"	
	<b>8FT</b> 8-foot track section; actual length 92-5/8"	

#### Joiner Connectors (12V or 24V)

TL20 BL, WH	TL24 BL, WH
<p><b>Adjustable Joiner</b></p> <p>Electrically joins two Trac 12 sections at variable angles.</p>	<p><b>Right Angle Joiner</b></p> <p>Joins two Trac 12 sections to make a 90° corner.</p>

#### Electrical Feeds (12V or 24V)

TL21 BL, WH	TL34 BL, WH	TL38 BL, WH
<p><b>Outlet Box/T-Bar Ceiling Canopy</b></p> <p>For mounting over outlet box or in T-bar ceilings. Includes: mounting plate and cover with breakouts to feed up to four Trac 12 sections. (For T-bar ceilings order one <b>TL37</b>.)</p>	<p><b>Conduit Feed</b></p> <p>For surface wiring or top feed using 1/2" electrical connectors.</p>	<p><b>End Feed Connector/Dead End</b></p> <p>Converts extra field cut-off trac section to complete trac assemblies.</p>

# TRAC 12


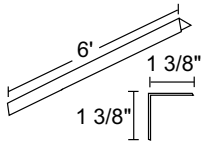
Miniature 20-Amp Low Voltage Trac System

## TRAC SECTIONS, JOINERS, FEEDS & MONOPOINTS

### TLV SERIES




#### Mounting Accessories

Example: TL4000 WH

TLR37	TLR37916	TL4000 BL, WH
<p><b>15/16" T-Bar Attachment Clip</b></p> <p>To attach Trac 12 to inverted T-bar ceilings using flush or drop tiles. Use one per foot of Trac 12 trac.</p> 	<p><b>9/16" T-Bar Attachment Clip</b></p> <p>To attach Trac 12 to inverted T-bar ceilings using flush or drop tiles. Use one per foot of Trac 12 trac.</p>	<p><b>Excluded Aluminum Fascia</b></p> <p>Conceals trac and lampholders. 6' length. Cut to size on job to fit required shielding. Includes mounting screws and end caps.</p> 

#### Remote Powered Monopoints

Example: TL40 BL

TL40 BL, WH	TL43 BL, WH	TL44 BL, WH
<p><b>Surface Monopoint Adapter</b></p> <p>Mounts directly to outlet box. Accepts one Trac 12 spotlight or pendant. Requires remote transformer power source (order separately).</p>  <p>5" diameter x 1/4" high</p>	<p><b>Miniature Surface Monopoint Adapter</b></p> <p>Mounts to ceiling, wall or cabinet surfaces up to 3/4" max. thickness. Includes 50" of wire and connector for remote transformer <b>TL544</b>. Designed to accept one Juno 12V halogen spotlight or pendant when used with <b>TL544</b>.</p>  <p>2 1/2" diameter x 1/8" high</p>	<p><b>Miniature Monopoint Adapter For Use With Remote Transformer</b></p> <p>Installs from below the ceiling for new construction or remodel installation in 2 x 6 construction up to 3/4" max. surface thickness. Includes IC rated recessed wiring compartment with universal electrical connector which accepts 3/8" flexible conduit or non-metallic sheathed cable (Type NM). Designed to accept one Juno Trac 12 spotlight or pendant up to 60W max. Recessed section is 3" high and 8" long.</p>  <p>2 1/2" diameter x 1/8" high (Visible monopoint dimensions)</p>

#### Recessed Monopoint Power Packs (FOR 12V ONLY)

TL644 BL, WH
<p><b>Miniature Monopoint Adapter With Integral LED-Compatible Transformer</b></p> <p>Installs from below the ceiling for new construction or remodel installation in 2 x 6 construction up to 3/4" max. surface thickness. Uses dimmable Hatch RS-12-60M-LED 60VA 12VAC solid state electronic transformer. Also compatible with most 12VAC LED lamps (by others) – contact lamp manufacturer to confirm compatibility. Also compatible with 50W max. 12VAC halogen lamps. Includes TC rated recessed wiring compartment with universal electric connector which accepts 3/8" flexible conduit or non-metallic sheathed cable (Type NM). Designed to accept one Juno Trac 12 spotlight or pendant up to 60W max. Recessed section is 3" high and 8" long.</p>  <p>2 1/2" diameter x 1/8" high (Visible monopoint dimensions)</p>


# TRAC 12

Miniature 20-Amp Low Voltage Trac System

## TRAC SECTIONS, JOINERS, FEEDS & MONOPOINTS

### TLV SERIES

#### Surface Monopoint Adapters w/ Integral Electronic Transformer

TL540	TL540 LED
BL, WH	BL, WH
<p><b>Monopoint Adapter With Integral Transformer</b></p> <p>Mounts directly to outlet box. 12V-50VA. Accepts one Trac 12 halogen spotlight or pendant. 120VAC input.</p>	<p><b>Monopoint Adapter With Integral Transformer</b></p> <p>Same as <b>TL540</b> except compatible with both LED and halogen fixtures. Uses Hatch RS-12-60M-LED 60VA 12VAC solid state electronic transformer. Also compatible with most 12VAC LED lamps (by others) – contact lamp manufacturer to confirm compatibility. Also compatible with 50W max. 12VAC halogen lamps.</p>
	
<p>6 1/2" diameter x 1 3/8" high</p>	

#### Trac 12 Extension Wands

TLRW
12IN, 18IN, 24IN, 36IN, 48IN
BL, WH
<p><b>Trac 12 Extension Wands</b></p> <p>Suspend Trac 12 lampholders from Trac 12 or Trac 12/25 trac sections or monopoints.</p>
