



KT-BPLED50PS-24-8CSA-VDIM /G2 -EM12

BACKLIT LED PANEL LIGHT

DESCRIPTION

2'x4' LED panel light, 30, 40 and 50W, 120-277V input, 0-10V dimming, Generation 2



PRODUCT FEATURES

- Aluminum frame featuring stepped edge design detail and gloss white paint for improved aesthetics
- New backlit style design; fits standard T-grid ceilings
- Suitable for recessed or surface mount (with optional accessories)*
- Construction features precise optical lenses over each individual LED, offering optimal light diffusion and consistent surface illumination, with no risk of yellowing over product lifetime
- Suitable for damp locations
- Powered by Keystone 0-10V dimmable LED driver with built-in junction box
- Compatible with Keystone SmartSafe LED emergency backup
- Over 50% energy savings compared to traditional fluorescent troffers
- Operating temp range -20°C/-4°F to 40°C/104°F

* For use in non-fire rated installations only

PERFORMANCE SPECIFICATIONS

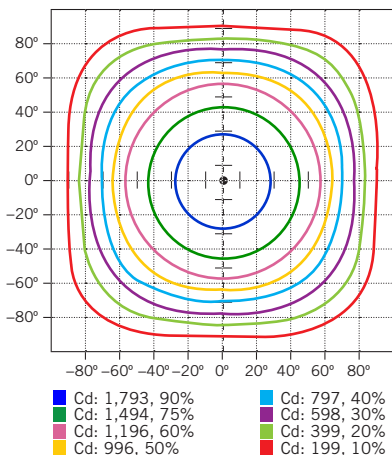
Catalog Number	Input Voltage	Wattage	CCT	Lumen Output	Efficacy	CRI	Power Factor	Lifetime
KT-BPLED50PS-24-8CSA-VDIM /G2*	120-277V	50W	3500K	5,850	117 lm/W	>80	>0.9	50,000 Hours
			4000K	6,200	124 lm/W			
			5000K	5,900	118 lm/W			
		40W	3500K	4,850	121 lm/W			
			4000K	5,200	120 lm/W			
			5000K	4,900	123 lm/W			
		30W	3500K	3,850	128 lm/W			
			4000K	4,200	140 lm/W			
			5000K	3,900	130 lm/W			

ONE CATALOG NUMBER WITH 9 DIFFERENT OPTIONS

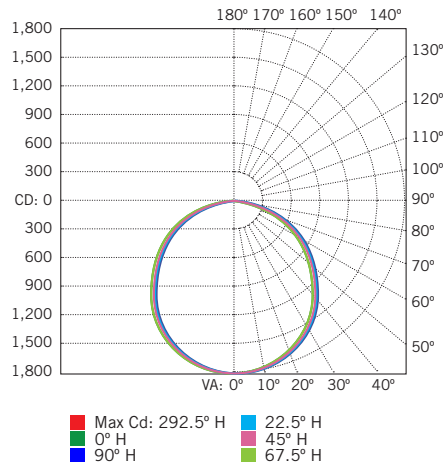
* Preset to highest lumen output (40W / 5000K)
 * Color Uniformity: CCT (Correlated Color Temperature) range as per guidelines outlined in ANSI C78.377-2017.

PHOTOMETRIC SPECIFICATIONS

ISOCANDELA PLOT



POLAR CANDELA DISTRIBUTION



ZONAL LUMEN SUMMARY

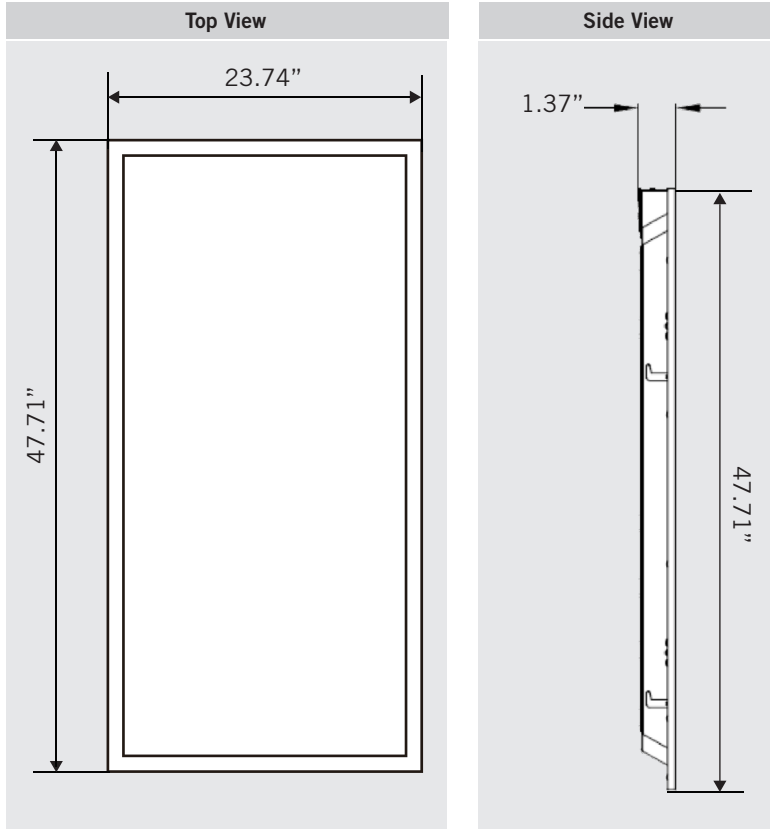
Zone	Lumens	% Luminaire
0-60	4,546.4	77.9%
60-90	1,275.8	21.9%
0-90	5,822.2	99.8%
90-180	12.0	0.2%
0-180	5,834.1	100%



KT-BPLED50PS-24-8CSA-VDIM /G2

BACKLIT LED PANEL LIGHT

PHYSICAL SPECIFICATIONS



WEIGHT INFORMATION

1 Piece	1 Carton
11.5 lbs	23 lbs



KT-BPLED50PS-24-8CSA-VDIM /G2

BACKLIT LED PANEL LIGHT

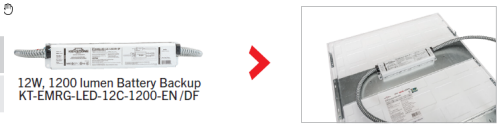
ACCESSORIES (SOLD SEPARATELY)

Accessory	Catalog Number	Description
Emergency Battery Backup Mounting Kit	KT-BPLED-EM-22/4-KIT	Mounting Bracket for SmartSafe LED emergency backup for 2x2 and 2x4 backlit panels
Surface Mount Kit	KT-BPLED-SM-24-KIT	Surface Mount Kit 2x4 Backlit panels
Cable Mount Kit	KT-BPLED-CABLE-KIT	Cable Mount Kit
J-Box	KT-BPLED-JBOX-2	Larger J-Box add-on for LED Backlit Panels, DLC Premium and Power Select Models

<input type="checkbox"/>	/EM12'	KT-EMRG-LED-12C-1200-EN /DF	12W, 1200 lumen Smart Safe emergency backup with dual flex cables	890949019900	YCV-23
--------------------------	--------	-----------------------------	---	--------------	--------

ORDERING INFORMATION

CATALOG NUMBER	CARTON QTY.	EASY CODE	UPC
KT-BPLED50PS-24-8CSA-VDIM /G2	2	IPT-19	843654127873



CATALOG NUMBER BREAKDOWN

KT-BPLED50PS-24-8CSA-VDIM /G2

- 1 Keystone Technologies
- 2 Backlit Panel Light LED Fixture
- 3 Wattage
- 4 Power Select
- 5 2' x 4' Nominal Size
- 6 800 Series
- 7 Color Select
- 8 3500, 4000 and 5000K Color Temp
- 9 0-10V Dimming
- 10 Generation 2