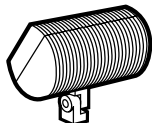


Type:

Job:



Mounting Options

Ordered Separately from Fixture

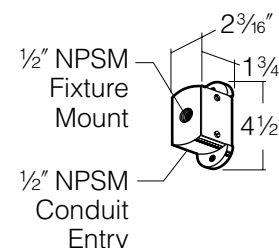
Surface Mount

Cat. No. (see right)
 No Option

Cast low copper aluminum with mounting ears for wood screw attachment to tree or wood structure. 5.5 cu in. splice area with gasketed cover. 1/2" NPSM fixture mount and 1/2" NPSM conduit or cord seal entry.

NOTE: Surface mount can be connected to conduit or outdoor cord with a waterproof cord seal (by others).

- Cat. No.
- J-27N/BL-P Black
 - J-27N/DB-P Dark Bronze
 - J-27N/LG-P Light Gray
 - J-27N/PS-P Platinum Silver
 - J-27N/WH-P White

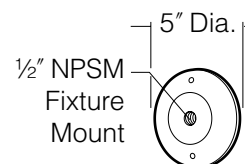


Architectural Wall Mount

Cat. No. (see right)
 No Option

Die-cast low copper aluminum with 1/2" NPSM fixture mount. Internal set screw provided for locking position. Canopy attaches to stainless steel wall plate for mounting to any standard electrical outlet box.

- Cat. No.
- JW/BL-P Black
 - JW/DB-P Dark Bronze
 - JW/LG-P Light Gray
 - JW/PS-P Platinum Silver
 - JW/WH-P White



PowerPost™ by Engineered Products Co.

Cat. No. EP17
 No Option

PVC fixture molded in black with 1/2" NPT mount is corrosion free and UV resistant. Replaces EMT, conduit connectors and weatherproof boxes. 100% shatter resistant against denting and cracking. Angled bottom to eliminate cable congestion.

NOTE: Should be used with a UL listed fixture and grounding means (i.e., third wire) suitable for use in wet locations.

