


Project		Catalog #		Type	
Prepared by		Notes		Date	



Metalux

24FP

2' x 4' Edge Lit Panel
 Recessed
 Suspended/Surface

Typical Applications

• Commercial Office • Schools • Healthcare • Retail

Interactive Menu

- Order Information [page 2](#)
- Photometric Data [page 3](#)
- Control Systems [page 3](#)
- Product Warranty

Product Certification



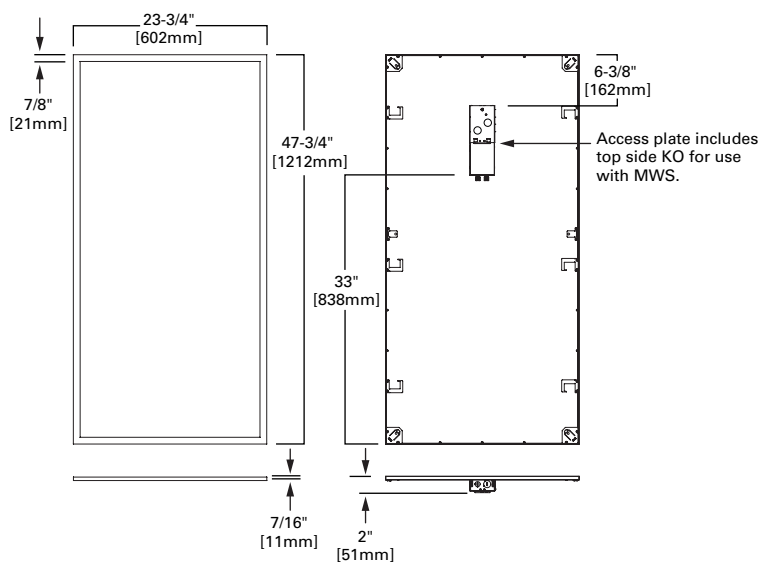
Product Features



Features

- 2" height ideal for shallow plenums
- Low wattage to high lumen output available
- High efficacy to 135 LPW
- Multiple stock SKUs
- Large j-box with multiple KOs to facilitate installation

Dimensional and Mounting Details



Ordering Information/Performance

UNV (120-277)

Catalog	UPC	CCT	CRI (Min)	Delivered Nominal Lumens	Watts	Efficacy (lm/W)	Input Current (A)	
							120V	277V
24FP4735C ⁽¹⁾	080083833641	3500K	80	4591	41.4	111	.35	.15
24FP4740C ⁽¹⁾	080083833665	4000K	80	4556	41.4	110		
24FP4750C ⁽¹⁾	080083833689	5000K	80	4433	41.4	107		
24FP6435C ⁽¹⁾	080083833702	3500K	80	6091	60.3	101	.50	.22
24FP6440C ⁽¹⁾	080083833726	4000K	80	6506	62.2	105	.52	
24FP6450C ⁽¹⁾	080083833740	5000K	80	6164	61.5	100	.51	
24FP3830C9 ⁽²⁾	080083833825	3000K	90	3886	40.3	96	.36	.15
24FP5830C9 ⁽²⁾	080083833849	3000K	90	5282	58.2	91	.51	.22
24FP3835HE ⁽²⁾	080083858927	3500K	80	3849	28.5	135	.24	.1
24FP3840HE ⁽²⁾	080083858941	4000K	80	3780	28.9	131	.25	.11
24FP3130C ⁽²⁾	080083858866	3000K	80	3328	28.6	116	.24	
24FP3135C ⁽²⁾	080083858880	3500K	80	3553	29.3	121	.25	
24FP3140C ⁽²⁾	080083858903	4000K	80	3608	29.4	123		

347V

24FP4735C-347V ⁽³⁾	80083885503	3500K	80	4712	40.2	117	.119	
24FP4740C-347V ⁽³⁾	80083876747	4000K	80	4685	40.2	117		
24FP4750C-347V ⁽³⁾	80083885589	5000K	80	4659	40.2	116		
24FP6435C-347V ⁽³⁾	80083885527	3500K	80	6402	58.0	110	.171	
24FP6440C-347V ⁽³⁾	80083876969	4000K	80	6838	58.0	118		
24FP6450C-347V ⁽³⁾	80083885602	5000K	80	6479	58.0	112		

Notes: (1) Stocked at multiple North American DCs. Best opportunity for availability. (2) Stocked at select DCs. May incur extended lead-times. (3) Stocked at Canada DC.

Options

Catalog	Description	Example	Notes
EL7W	7W EM Pack, Installed	24FP6440C-EL7W	Remote Indicator/Test Switch
EL14W	14W EM Pack, Installed	24FP4740C-EL14W	Remote Indicator/Test Switch
A3/8-4/18GDIM	6' Length, 3/8" Cable, 2 Wire, 2 Dimming Leads, Ground	24FP3135C-A3/8-4/18G DIM	
A3/8-5/18GDIM	6' Length, 3/8" Cable, 3 Wire, 2 Dimming Leads, Ground	24FP3840HE-A3/8-5/18G DIM	
EL7W-A3/8-5/18GDIM	7W EM Pack, Installed, and 6' Flex, 3/8" Cable, 3 Wire, 2 Dimming Leads, Ground	24FP3830C9-EL14W-A3/8-5/18GDIM 24FP6450C-EL7W-A3/8-4/18GDIM	EL7W and EL14W can be used with any of the optional flex. EM pack is always specified before (to the left of) the flex, in the catalog number.
ATW-SW4	Chicago Rated	ATW-SW4-24FP4740C	May not be used with EL7W, EL14W, or flex. ATW-SW4 provides IP5X rating from above the fixture also, accomplished with gasket on the j-box.

Product Specifications

Construction

- Narrow aluminum bezel is tightly held to code gauge steel back plate
- Seamless corners to maximize the light emitting surface with a refined finish

Mounting

- Integral grid locking clips and separate suspension clips provided for installation flexibility when additional retention is required
- Junction box constructed of code gauge galvanized steel with and easy access hinged door
- Multiple Trade size KO provided and JBox is suitable for up to 12AWG wiring
- Stock luminaire is less than 2" for use in shallow plenum or low ceiling spaces
- Surface or suspension mounting kits available
- ATW-SW4 option is available for CCEA compliance and provides full IP5X rating
- Factory installed flexible cable with dimming leads options available

Controls

- Standard UNV 120 - 277V driver with 0-10V dimming to 10% standard
- Optional 347V driver with 0-10V dimming driver
- Compatible with field installed wireless controls available for either Wavelinx or Enlighted

Electrical

- Standard and High Efficacy models available
- LED's available in 3000K, 3500K, 4000K, and 5000K with a minimum of 80 CRI
- 90 CRI available with 3000K
- Projected lumen maintenance based on TM21 testing standards is L73 > 60,000 hours
- Emergency battery pack options available in 7w and 14w options
- Battery pack options available as factory installed or field installed for remote mounting

Optical Shielding

- Acrylic light guide with specialized features to optimize light extraction

- White frost lens with smooth pattern for uniform illumination
- Scratch and impact resistant

Compliance

- Indoor luminaires are cULus listed for 25C ambient environments
- IC rated for direct insulation contact
- RoHS compliant
- Damp location listed
- IESNA LM-79 and LM-80 standards compliant
- DesignLights Consortium® Qualified and classified for both DLC Standard and DLC Premium, refer to www.designlights.org for details.
- Can be used for State of California Title 24 high efficacy luminaire
- IP5X rated

Warranty

- Five year warranty.

Load Data (Stock Product)

Thd	13%
Power Factor	0.96
Weight	18.5 lbs
Low Temp. Start	-20°C

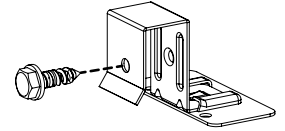
Shipping Data

Fixture Size	Wt.	Pallet Size	Units per Pallet
2' x 4'	42 lbs.	53" x 30"	22

Ceiling Retention

Catalog	UPC
FPEQ	080083802685

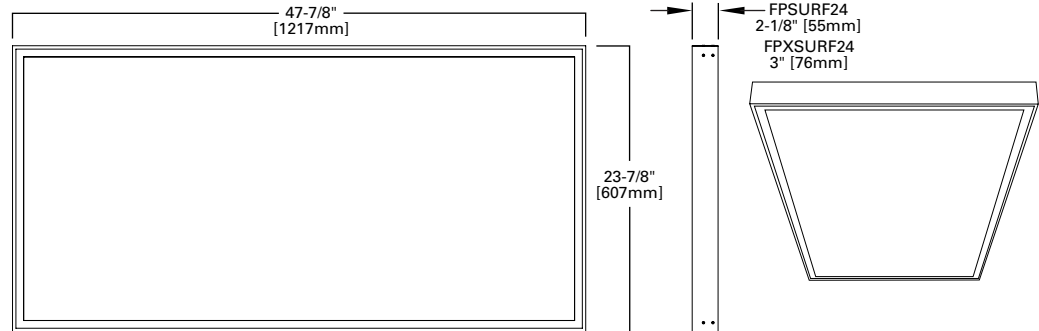
Required by some local codes. Order one set for each fixture (Four clips per kit)



Accessories/Ordering Information Surface Mount Kit

Catalog	UPC
FPSURF24 (3)	080083802746
FPXSURF24 (4)	080083867400

Notes: (3) FPSURF24 surface mount kit may not be used with EL7W or EL14W options.
(4) FPXSURF24 surface mount kit is deep enough to fit all available options.

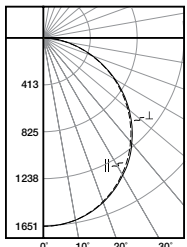


Drywall Frame Kit

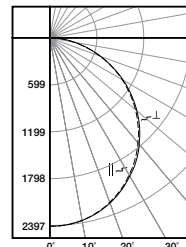
Catalog	UPC
DF-24W-U	662401232970

Photometric Data

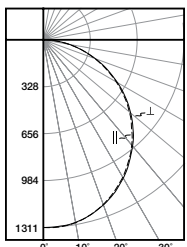
[View IES files](#)



24FP4735C
Electronic Driver
Linear LED 3500K
Spacing criterion: (II) 1.24 x mounting height,
(⊥) 1.25 x mounting height
Lumens: 4591
Input Watts: 41.4W
Efficacy: 111 LPW
Test Report: 24FP4735C.IES



24FP6440C
Electronic Driver
Linear LED 4000K
Spacing criterion: (II) 1.24 x mounting height,
(⊥) 1.25 x mounting height
Lumens: 6506
Input Watts: 62.2W
Efficacy: 105 LPW
Test Report: 24FP6440C.IES



24FP3840HE
Electronic Driver
Linear LED 4000K
Spacing criterion: (II) 1.25 x mounting height,
(⊥) 1.26 x mounting height
Lumens: 3780
Input Watts: 28.9W
Efficacy: 130.8 LPW
Test Report: 24FP3840HE.IES