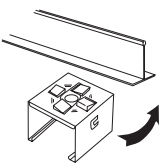
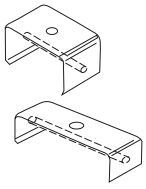

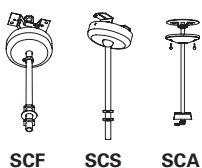
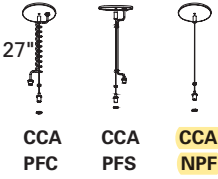
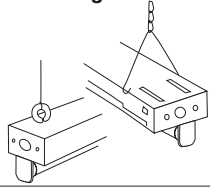
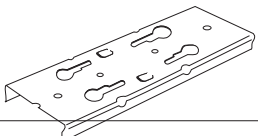
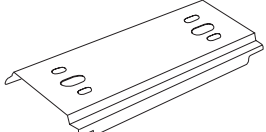


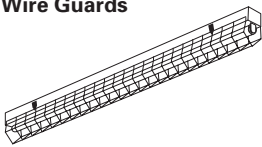
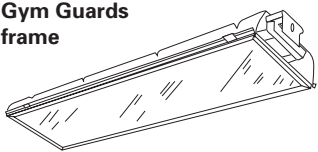
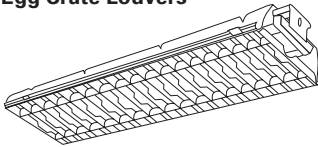
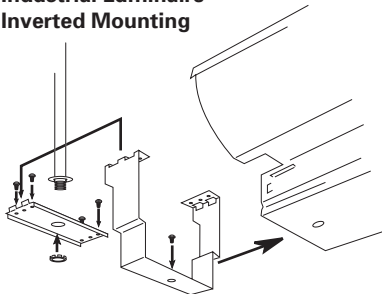
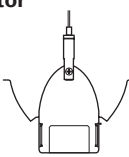
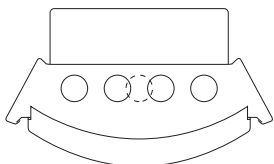
STRIPS AND INDUSTRIALS ACCESSORIES (ORDER SEPARATELY)

ACCESSORY	DESIGNATION	DESCRIPTION
Gripper Hanger 	GRP-SS-U (Use with SS, IA/IC) GRP-STN-U (Use with STN, STM, IA/IC-HO)	For mounting on T-bar grid. Use two per fixture. Can also be stem mounted or bolted to surface using 11/16" hole provided. Fixture spacing 1-1/2".
Tong Hanger 	ATG-4-U (Use with IA/IC-HO, STN, STM, DI, DIM, DIVM, EI, EIM, EIVM) ATG-5-U (Use with STW)	Heavy Gauge Channel Tong Hanger. Use two per fixture. Fixture spacing 1 1/2".
Spacer 	A-1-B/Spacer-U (Use with all Strips and Industrials)	Spaces fixture 1 1/2" to 2 1/2" from ceiling
Suspension Sets 	Stem Sets SCF-XX-B SCS-XX-B (Deep canopy, 3/8" stem, 5/8" outside diameter) XX= Length 6, 8, 12, 24, 36, 48, 60, 72 SCA-48-B	Fixed Stem Set Swivel Stem Set Adjustable Stem Set (1/4" IPS Stem, 1/2" O.D.) Used with all surface fixtures as stem sets. SCS stems have 45° swivel, one direction. One set consists of one stem assembly. Minimum of two sets required per fixture. NOTE: Coupler, 3/8" IPS Pipe Coupler to join lengths. Coupler is standard baked white enamel or special order of black.
	Cable Sets CCA-XX-PFC-U CCA-XX-PFS-U CCA-XX-NPF-U CCF-XX-PFC CCF-XX-PFS CCF-XX-NPF	CCA=Adjustable Cable (XX=48" or 120") CCF=Fixed Cable (XX=12", 15", 18", 21", 24" or PFC=Power Feed, coil power cord PFS=Power Feed, straight power cord NPF=Non Power Feed
Chain Hanger 	AYC-Chain/Set-U (Use with all strips and industrials except SN and STW) Eye-Chain/ Set-B (SN only) VT2-Chain/ Set-U (VT2 only)	Sturdy wire hook and 36" chain set. Use two per fixture. One set of two provided Eye bolt and 36" chain. Use two per fixture. One set of two provided Eye bolt and 36" chain.
Channel Connector 	CLC-B	Special rigid channel connector designed to give extra support to continuous channel installation (Use with SS, IA/IC). Provision for hanging device. (LA City Approved)
DI Long Connector 	DI2 Long Connector (Use with STN, STM, DI, DIM, DIVM, EI, EIM, EIVM, IA/IC-HO)	Extra support heavy duty channel connector.

Items listed are the major accessories available on Metalux Recessed (Parabolic and Recessed) and Surface Fixtures. Additional options and accessories are available. Consult Pre-Sales Technical Support for additional information.

COOPER LIGHTING - METALUX®

STRIPS AND INDUSTRIALS ACCESSORIES (ORDER SEPARATELY)

ACCESSORY	DESIGNATION	DESCRIPTION
Wire Guards 	WG/SN-4FT-U (SN) WG/SS-4FT-U (SS,STN) WG/IC-4FT-U (IA,IC) WG/DI-4FT-U (DI,DIM,DIVM, EIM, EIVM) WG/STM-4FT-U (STM) WG/STW-4FT-U (STW) WG/SSL-R-2FT-B WG/SSL-R-3FT-B WG/SSL-R-4FT-B WG/VT2-4FT-B	Baked white enamel finish. 14 gauge wire
Gym Guards frame 	Gym Guard, GG-DI (Wire Gym Guard) WG/PA-4FT (Wire Gym Guard/Acrylic Lens) DI-SL-AW/FRM (use with Slimline and HO lamps) DI-RS-AW/FRM (use with Rapid Start lamps) (Steel Frame/Acrylic Lens)	Baked white enamel finish. 11 gauge wire. Steel to support optional shielding. (Use with DI, DIM, DIVM)
Egg Crate Louvers 	MECL-DI/RS-49-3/4-U MECL-DI/RS-99-1/2-U MECL-DI/SL-48-U MECL-DI/SL-96-U	Baked white enamel finish. Sturdy cold rolled steel construction. 32° parallel shielding. (Use with DI, DIM, DIVM)
Industrial Luminaire Inverted Mounting 	INV-IND	Designed to allow easy, upside down mounting of DI, DIM, DIVM, EI, EIM, EIVM Industrials. Field installable, easily mounted to standard, unmodified industrial. Suitable for both stand alone and row mounted units. For use with stem or cable mounted accessories.
Cricket Strip & Reflector Inverted Mounting 	INV-CCA-120-PFC INV-CCA-120-PFS INV-CCA-120-NPF INV-CCA-120-INT	Cost effective indirect lighting solution. Mounting kit is field installed with standard SM strip with reflector. Variety of mounting options available. Each fixture supported at each end and/or each fixture joining.
Cricket Micro Baffle 	SM-2-TBW SM-3-TBW SM-4-TBW SM-5-TBW SMW-2-TBW	Cost effective indirect lighting solution. Mounting kit is field installed with standard SM strip with reflector. Variety of mounting options available. Each fixture supported at each end and/or each fixture joining.