

DRYWALL FRAMING KIT (DF) SERIES



FEATURES

- Individual modular frame unit
- Nominal 1-1/2" frame depth
- Side and end rails of extruded aluminum
- Offset toleranced corner fasteners
- Painted after fabrication
- Available in satin anodized or baked white enamel finish
- Individual row mount with center mullion support (DFR Series)
- Uninterrupted continuous row (DFC Series). Available for RCC fixtures only
- DF, DFC and DFR Series add 3/16" to nominal width of fixture used. Add 1/4" to nominal length of each fixture used for DF and DFR, add 1/4" to total length of all fixtures for DFC.

DF SERIES

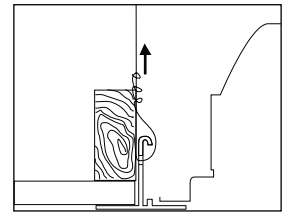
Description

The **DF Drywall Frame Kit Series** features a modular framing unit that will trim out an opening in a drywall ceiling. This opening will resemble a modular grid ceiling when installed. The kits are field assembled and installed into the drywall ceiling independent of the luminaire. The Drywall Frame Kit enables the contractor or end user to frame out a modular opening and install a choice of any standard modular recessed luminaire. The ease of installation feature makes the Framing Kit a good choice for the commercial, residential and architectural market.

The **DF Series** is available in all popular modular sizes to fit any lay-in fixture to include: 1' x 2', 2' x 4', 2' x 2', 1' x 4', 1' x 8', 20" x 24", 20" x 48", 10" x 2' and 10" x 4'.

The **DFR Series** is a modular framing unit for row mounting luminaires with a center mullion support for trimming out an opening in drywall ceilings. The DFR Series is available in all popular modular sizes to fit any lay-in fixture to include: 1' x 2', 2' x 4', 2' x 2', 1' x 4', 1' x 8', 20" x 24", 20" x 48", 10" x 2' and 10" x 4'.

The **DFC Series** is a continuous row uninterrupted modular framing unit with no Cross T supports. It is used for trimming out an opening in drywall ceilings to install continuous row luminaires. The DFC Series is available in Twelve Inch (12") widths. For continuous row RCC luminaires only.



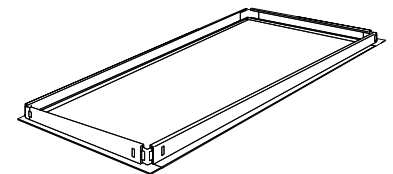
ORDERING INFORMATION

SAMPLE NUMBER: DF-102-W

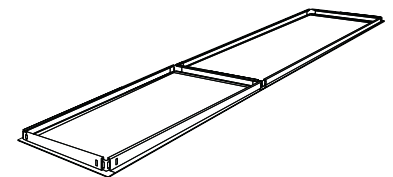
Series	Application (Leave Blank For DF Series)	Width	Length	Finish
DF=Framing Kit		10=Ten Inch (10") (Not Available on DFC Series)	2=Two Feet (2' Nominal)	N=Satin Anodized Aluminum
DFR=Framing Kit Support/Center Mullion	1=One Foot (1')	1=One Foot (1')	4=Four Feet (4' Nominal)	W=Baked White Enamel
DFC=Framing Kit Continuous	E=End of Row	20=Twenty Inches (20") (Not Available on DFC Series)	6=Six Feet (6' Nominal)	
	R=Middle of Row	2=Two Feet (2') (Not Available on DFC Series)	8=Eight Feet (8' Nominal)	
		4=Four Feet (4') (Not Available on DFC Series)		

PRODUCT INFORMATION

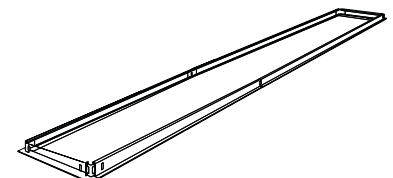
Catalog Number	Nominal Luminaire Size (Inches)	Ceiling Opening Size (Inches) (Width x Length)
DF-12-W	1' x 2'	12-3/16" x 24-1/4"
DF-14-W	1' x 4'	12-3/16" x 48-1/4"
DF-18-W ²	1' x 8'	12-3/16" x 96-1/4"
DF-22-W	2' x 2'	24-3/16" x 24-1/4"
DF-24-W	2' x 4'	24-3/16" x 48-1/4"
DF-2024-W	20" x 24"	20-3/16" x 24-1/4"
DF-2048-W	20" x 48"	20-3/16" x 48-1/4"
DF-102-W ³	10" x 2'	10-3/16" x 24-1/4"
DF-104-W ³	10" x 4'	10-3/16" x 48-1/4"
DFR-12-W	1' x 2'	12-3/16" + 1/4" added to each fixture length
DFR-14-W	1' x 4'	12-3/16" + 1/4" added to each fixture length
DFR-18-W ²	1' x 8'	12-3/16" + 1/4" added to each fixture length
DFR-22-W	2' x 2'	24-3/16" + 1/4" added to each fixture length
DFR-24-W	2' x 4'	24-3/16" + 1/4" added to each fixture length
DFR-2024-W	20" x 24"	20-3/16" + 1/4" added to each fixture length
DFR-2048-W	20" x 48"	20-3/16" + 1/4" added to each fixture length
DFR-102-W ³	10" x 2'	10-3/16" + 1/4" added to each fixture length
DFR-104-W ³	10" x 4'	10-3/16" + 1/4" added to each fixture length
DFC-12-W	1' x 2'	12-3/16" + 1/4" added to total fixture length
DFC-14-W	1' x 4'	12-3/16" + 1/4" added to total fixture length
DFC-18-W ¹	1' x 8'	12-3/16" + 1/4" added to total fixture length



DF Series



DFR Series



DFC Series

NOTES: 1. For use with RCC fixtures only. 2. For use with RCG fixtures only. 3. For use with RWW fixtures only.