


Project		Catalog #		Type	
Prepared by		Notes		Date	



Metalux

22FP LED

2' x 2' General LED Panel
Recessed in Insulated Ceilings or
Suspended/Surface Mount

Typical Applications

- Commercial Office Spaces • Schools • Healthcare
- Retail Merchandising Areas

Interactive Menu

- Order Information [page 2](#)
- Photometric Data [page 3](#)
- Control Systems [page 3](#)
- Product Warranty

Product Certification



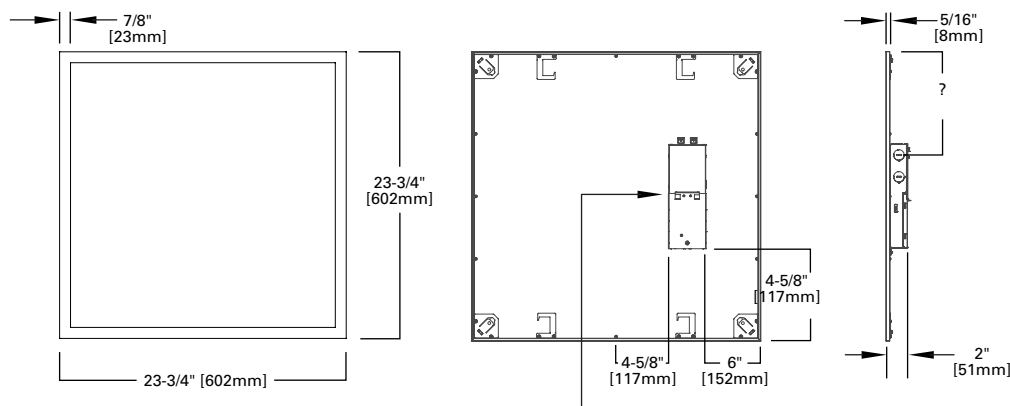
Product Features



Top Product Features

- Ultra thin less than 2" height fits shallow plenums with room to spare
- Models from less than 20W and High Lumen models up to 7000 lumens
- HE models at 136 lumens per watt deliver up to 60% energy savings
- Stock CCT in 80 CRI @ 3000K, 3500K, 4000K, 5000K and 90 CRI 3000K
- Easy to install - wire and wire nuts included

Dimensional and Mounting Details



Access plate with top side KO is available upon request.
Please contact factory if needed for use with MWS or otherwise.

Ordering Information/Performance

Standard Options

Catalog	UPC	CCT	CRI (Min)	Delivered Nominal Lumens	Watts	Efficacy (lm/W)	Input Current (A)	
							120V	277V
22FP4235C	080083833580	3500K	80	4572	38.3	119	.32	.14
22FP4240C	080083833603	4000K	80	4465	38.3	117		
22FP4250C	080083833627	5000K	80	4659	41.4	113	.35	.15
22FP3235C	080083833528	3500K	80	3333	29.2	114	.24	.11
22FP3240C	080083833542	4000K	80	3333	29.2	114		
22FP3250C	080083833566	5000K	80	3331	30.0	111	.25	
22FP3830C9 (1)	080083833801	3000K	90	3654	39.1	93	.34	.15
22FP2830C9 (1)	080083833788	3000K	90	2734	29.5	93	.26	.11
22FP2535HE	080083824090	3500K	80	2610	20.1	130	.17	.07
22FP2540HE	080083824113	4000K	80	2551	19.6	130		
22FP2130C	080083823994	3000K	80	2318	20.7	112	.18	.08
22FP2135C	080083824014	3500K	80	2205	20.7	107		
22FP2140C	080083824038	4000K	80	2494	20.7	121		

Notes : (1) May have extended lead times.

347V Options

Catalog	UPC	CCT	CRI (Min)	Delivered Nominal Lumens	Watts	Efficacy (lm/W)	Input Current (A)	
							347V	
22FP4235C-347V	80083885480	3500K	80	4330	37.3	116	.111	
22FP4240C-347V	80083876723	4000K	80	4465	37.3	120		
22FP4250C-347V	80083885565	5000K	80	4572	37.3	123		

Options/Ordering Information

ATW-SW4=Chicago Rated and IP5X ingress protection ⁽³⁾ Example catalog number=ATW-SW4-22FP3240C
EL14W=EBPLED14W battery installed ⁽²⁾ EL7W=EBPLED7W battery installed ⁽²⁾ Example catalog number=22FP3240C-EL14W
A3/8-5D/18G=6' 3/8" flex with dimming leads installed Example catalog number=22FP3240C-A3/8-5D/18G
Notes : (2) Indicator/test switch to be installed separately. For approximate delivered lumens multiply the lumens per watt of the desired fixture by the wattage of the emergency battery pack (100 lm/W x 7=700 lumens). (3) May not be used with EL7W, EL14W or Flex options.

Load Data (Stock Product)

Thd	14%
Power Factor	0.96
Weight	9.4 lbs
Low Temp. Start	-20°C

Shipping Data

Fixture Size	Wt.	Pallet Size	Units per Pallet
2' x 2'	12 lbs.	53" x 30"	44

Accessories/Ordering Information

Surface Mount Kit ⁽³⁾

Catalog	UPC
FPSURF22	080083802722

Notes : (3) May not be used with EL7W or EL14W options.

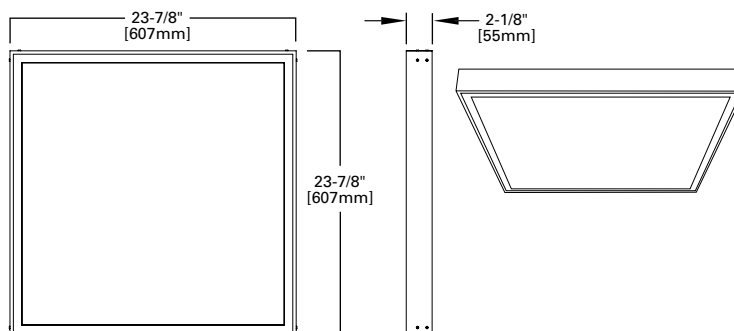
Drywall Frame Kit

Catalog	UPC
DF-22W-U	662401232963

Ceiling Retention

Catalog	UPC
FPEQ	080083802685

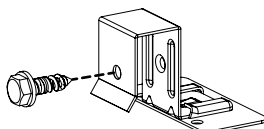
Required by some local codes. Order one set for each fixture (Four clips per kit)



Suspension Kit

Catalog	UPC
FPSUS2	080083802784

Mounting height from ceiling
Min.=7-1/4" [184mm]
Max.=27" [286mm]



Product Specifications

Construction

- Narrow aluminum bezel is tightly held to code gauge steel back plate
- Seamless corners to maximize the light emitting surface with a refined finish

Mounting

- Integral grid locking clips and separate suspension clips provided for installation flexibility when additional retention is required
- Junction box constructed of code gauge galvanized steel with and easy access hinged door
- Multiple Trade size KO provided and JBox is suitable for up to 12AWG wiring
- Stock luminaire is less than 2" for use in shallow plenum or low ceiling spaces
- Surface or suspension mounting kits available
- ATW-SW4 option is available for CCEA compliance and provides full IP5X rating
- Factory installed flexible cable with dimming leads options available

Controls

- Standard UNV 120 - 277V driver with 0-10V dimming to 10% standard
- Compatible with field installed wireless controls available for either Wavelinx or LumaWatt Pro

Electrical

- Standard and High Efficacy models available
- LED's available in 3000K, 3500K, 4000K, and 5000K with a minimum of 80 CRI
- 90 CRI available with 3000K
- Projected lumen maintenance based on TM21 testing standards is L73 > 60,000 hours
- Emergency battery pack options available in 7w and 14w options
- Battery pack options available as factory installed or field installed for remote mounting

Optical Shielding

- Acrylic light guide with specialized features to optimize light extraction
- White frost lens with smooth pattern for uniform illumination
- Scratch and impact resistant

Compliance

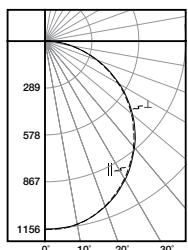
- Indoor luminaires are cULus listed for 25C ambient environments
- IC rated for direct insulation contact
- RoHS compliant
- Damp location listed
- IESNA LM-79 and LM-80 standards compliant
- DesignLights Consortium® Qualified and classified for both DLC Standard and DLC Premium, refer to www.designlights.org for details.
- Can be used for State of California Title 24 high efficacy luminaire

Warranty

- Five year warranty.

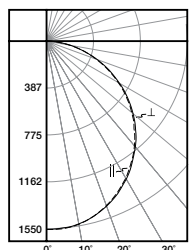
Photometric Data

[View IES files](#)



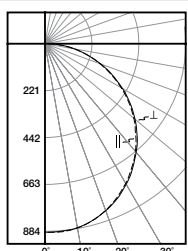
22FP3240C

Electronic Driver
Linear LED 4000K
Spacing criterion: (II) 1.25 x mounting height,
(⊥) 1.26 x mounting height
Lumens: 3333
Input Watts: 29.2W
Efficacy: 114.1 LPW
Test Report: 22FP3240C.IES



22FP4240C

Electronic Driver
Linear LED 4000K
Spacing criterion: (II) 1.25 x mounting height,
(⊥) 1.26 x mounting height
Lumens: 4465
Input Watts: 38.3W
Efficacy: 116.6 LPW
Test Report: 22FP4240C.IES



22FP2540HE

Electronic Driver
Linear LED 4000K
Spacing criterion: (II) 1.25 x mounting height,
(⊥) 1.26 x mounting height
Lumens: 2551
Input Watts: 19.6W
Efficacy: 130.2 LPW
Test Report: 22FP2540HE.IES

Control Systems

- WaveLinX
- DLVP
- LumaWatt Pro
- iLumin Plus
- VividTune



Connected Systems
[CLICK HERE](#)