

DESCRIPTION

The SSF Series is a functional and multi-purpose standard strip family that incorporates premium performance and construction durability. Designed with our easy-to-use Flip-Up socket design, the SSF significantly reduces installation time. The performance and application versatility of this series can be increased by incorporating symmetrical or asymmetrical reflectors. The SSF Series can be installed using various mounting methods and numerous options and accessories are available.

Catalog #		Type
Project		
Comments		Date
Prepared by		

SPECIFICATION FEATURES

Construction

Channel die cold rolled steel with numerous KOs for ease of installation. Groove for Tong Hanger. End plate quickly converts to snap-in channel connector for continuous row alignment. Lamp holder bracket flips in place. Channel/wireway cover secured with quarter-turn fasteners.

Channel/Wireway Cover

Die formed heavy gauge steel. Tight fit for ease of maintenance. Easily removed without use of tools. Optional reflector available incorporating silver technology enhancements (Silver Lining). Consult Pre Sales Technical Support.

Electrical*

Ballasts are CBM/ETL Class "P" and are positively secured by mounting bolts. Rotor Lock lampholders. UL/CUL listed. Suitable for damp locations.

Finish

Multistage iron phosphate pretreatment ensures maximum bonding and rust inhibitor. Lighting upgrade, baked white enamel finish. Prepainted material is standard, PAF optional.

Application


The SSF Series can be the illumination solution in commercial, industrial, retail and residential applications. Fixtures can be used in storage/utility areas, coves, display cases, shops, task and general area lighting.



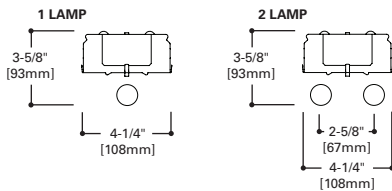
SSF
 117, 125
 128T8
 132, 217, 225
 228T8
 232
 328T8
 332

2', 3' OR 4' STRIP
1, 2 OR 3 T8 LAMPS

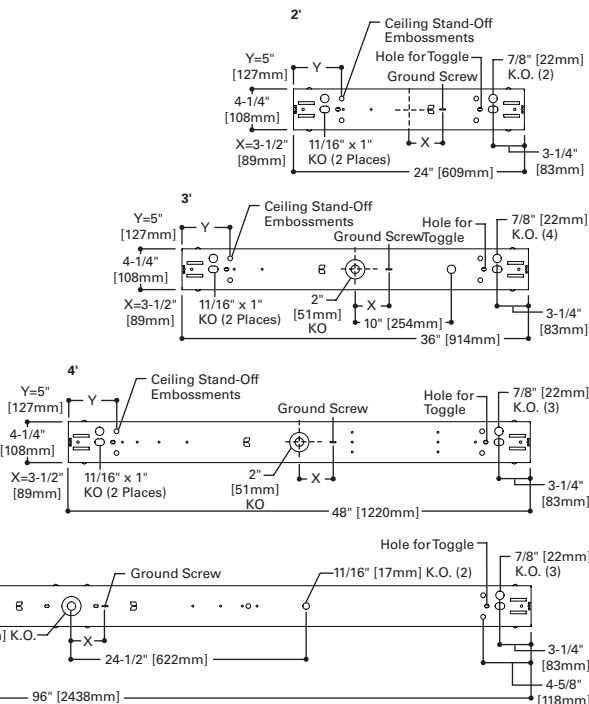
Standard Striplite



LAMP CONFIGURATIONS



MOUNTING DATA



ENERGY DATA

Input Watts:
EB Ballasts Normal Ballast Factor
 117 (20), 217 (34), 125 (23), 225 (53),
 128T8 (25), 228T8 (49), 328T8 (71),
 132 (28), 232 (58), 332 (80)
EB Ballasts Low Ballast Factor
 125 (21), 225 (40), 128T8 (22),
 228T8 (44), 328T8 (64), 132 (25),
 232 (48), 332 (72)

Luminaire Efficacy Rating

LER = FS-88

Catalog Number: SSF-232

Yearly Cost of 1000 lumens,
3000 hrs at .08 KWH = \$2.73

*Reference the lamp/ballast data in the Technical Section for specific lamp/ballast requirements.

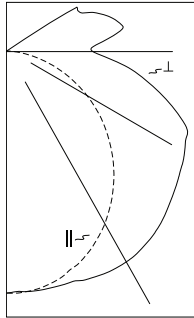
LAMPS CONTAIN MERCURY. DISPOSE ACCORDING TO LOCAL, STATE OR FEDERAL LAWS

LINEAR DISCONNECT

Safe and convenient means of disconnecting power.



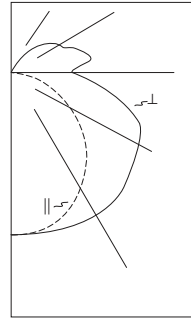
PHOTOMETRICS



SSF-228T8
Electronic Ballast
F28T8-SP35-UMX-
ECO Lamps
2750 Lumens
Spacing criterion:
(||) 1.3 x mounting
height, (⊥) 1.5 x
mounting height
Efficiency 86.2%
Test Report:
SS232.IES
LER = FS95
Yearly Cost of 1000
lumens, 3000 hrs at
.08 KWH = \$2.53

Candlepower

Angle	Along	45°	Across ⊥
0	929	929	929
5	927	928	927
10	916	925	928
15	896	914	927
20	869	899	936
25	834	888	945
30	792	876	949
35	742	860	946
40	687	837	934
45	627	808	915
50	561	771	889
55	492	727	866
60	418	675	845
65	340	632	818
70	261	598	775
75	181	554	674
80	106	443	568
85	41	340	453
90	5	234	349



SSF-232
Electronic Ballast
FO32T8 Lamps
2900 Lumens
Spacing criterion:
(||) 1.3 x mounting
height, (⊥) 1.6 x
mounting height
Efficiency 91.6%
Test Report:
SS232.IES
LER = FS-88
Yearly Cost of 1000
lumens, 3000 hrs at
.08 KWH = \$2.73

Candlepower

Angle	Along	45°	Across ⊥
0	1017	1017	1017
5	1007	1010	1021
10	949	985	1030
15	857	951	1042
20	738	906	1029
25	588	830	978
30	422	727	920
35	252	632	834
40	104	456	601
45	0	253	393
50	0	320	518
55	0	246	430
60	0	199	353
65	0	131	263
70	0	69	167
75	0	17	76
80	0	1	7
85	0	0	0
90	0	0	0

Coefficients of Utilization

rc	Effective floor cavity reflectance																		
	80%		70%		20%														
rw	70	50	30	10	70	50	30	10	50	30	10	50	30	10	50	30	10	0	
RCR																			
0	99	99	99	99	95	95	95	95	88	88	88	81	81	81	75	75	75	73	
1	88	83	78	74	84	79	75	71	73	69	66	67	64	62	62	60	58	55	
2	79	70	63	57	75	67	61	56	62	57	52	57	53	49	52	49	46	43	
3	71	61	53	46	67	58	51	45	53	47	42	49	44	40	45	41	37	35	
4	64	53	45	38	61	51	43	37	47	40	35	43	38	33	40	35	31	29	
5	59	47	38	32	56	45	37	31	42	35	30	38	33	28	35	31	27	24	
6	54	42	34	28	51	40	33	27	37	31	26	34	29	24	32	27	23	21	
7	50	38	30	24	48	36	29	23	34	27	22	31	26	21	29	24	20	18	
8	46	34	26	21	44	33	26	21	31	24	20	28	23	19	26	22	18	16	
9	43	31	24	19	41	30	23	18	28	22	18	26	21	17	24	20	16	14	
10	40	29	22	17	39	28	21	17	26	20	16	24	19	15	23	18	14	13	

Coefficients of Utilization

rc	Effective floor cavity reflectance																		
	80%		70%		20%														
rw	70	50	30	10	70	50	30	10	50	30	10	50	30	10	50	30	10	0	
RCR																			
0	105	105	105	105	100	100	100	100	92	92	92	84	84	84	77	77	77	74	
1	93	87	83	78	88	84	79	75	76	73	70	70	67	64	64	61	59	56	
2	83	74	67	61	79	71	65	59	65	60	55	59	55	51	54	51	47	44	
3	75	64	56	49	71	62	54	48	56	50	45	51	46	42	47	42	39	36	
4	68	56	48	41	65	54	46	40	49	43	37	45	39	35	41	36	32	30	
5	62	50	41	35	59	48	40	34	44	37	32	40	34	30	37	32	28	25	
6	57	44	36	30	54	43	35	29	39	32	27	36	30	26	33	28	24	22	
7	53	40	32	26	50	38	31	25	35	29	24	33	27	22	30	25	21	19	
8	49	36	28	23	47	35	27	22	32	26	21	30	24	20	27	22	19	17	
9	46	33	25	20	44	32	25	20	30	23	19	27	22	18	25	20	17	15	
10	43	30	23	18	41	29	22	18	27	21	17	25	20	16	23	18	15	13	

Zonal Lumen Summary

Zone	Lumens	%Lamp	%Fixture
0-30	758	13.8	16.0
0-40	1291	23.5	27.2
0-60	2533	46.1	53.5
0-90	3988	72.5	84.2
90-180	751	13.6	15.8
0-180	4739	86.2	100.0

Zonal Lumen Summary

Zone	Lumens	%Lamp	%Fixture
0-30	830	14.3	15.6
0-40	1411	24.3	26.6
0-60	2753	47.5	51.8
0-90	4288	73.9	80.7
90-180	1023	17.6	19.3
0-180	5311	91.6	100.0

ORDERING INFORMATION

SAMPLE NUMBER: SSF-232-UNV-EB81-U

<p>Tandem Blank=2', 3' or 4' Length 8T=8' Length</p>	<p>Number of Lamps (Not Included) 1=1 Lamp 2=2 Lamps 3=3 Lamps⁽¹⁾</p>	<p>Voltage⁽²⁾ 120V=120 Volt 277V=277 Volt 347V=347 Volt UNV=Universal Voltage 120-277</p>	<p>Options⁽²⁾ GL=Single Element Fuse GM=Double Element Fuse EL=Emergency Installed⁽⁴⁾ (5)</p>	<p>Ballast Type⁽²⁾ BALLIST ADDED FOR ITEM OS-QHEIX32T8UNVISNSC</p>	<p>Options 6-3/18 SJT-C&P-515P=Cord & Plug (120V) (15 AMP)⁽⁶⁾ 6-3/18 SJT-C&P-L715P=Cord & Plug (277V) (15 AMP)⁽⁶⁾ PI/CPI=Plug-In Option⁽⁶⁾ TILW=Tandem In-Line Wiring Option (Consult TILW Option Catalog Page)⁽⁶⁾</p>
<p>Series SSF=Commercial Standard Striplite</p>	<p>Wattage 17=17W T8 (24") 25=25W T8 (36") 28T8=28W T8 (48")⁽⁷⁾ 32=32W T8 (48")</p>				

ACCESSORIES

(Order Separately)

- A1B/Spacer-U=Spacer 1-1/2" to 2-1/2" from ceiling (Use 2 Per Fixture)
- GRP-SSF=Gripper Hanger (Use 2 Per Fixture)
- AVC-Chain/Set=36" Chain Hanger (Use 1 Set Per Fixture)
- SCF=Fixed Stem Set (Specify Length)
- SCS=Swivel Stem Set (Specify Length)
- SCA=Adjustable 48" Stem Set
- CLC-SSF=Long Channel Connector SSF
- SSF-ASY-4⁽³⁾=3" Asymmetric Reflector (Specify 2', 3', or 4')
- SSF-REV-4⁽³⁾=3" Asymmetric Reverse Reflector SSF (Specify 2', 3', or 4')
- SSF-SYM-4⁽³⁾=6" Symmetric Reflector Specify (2', 3' or 4')
- ICF-4FT-REFL=12" Symmetric Reflector
- WG/SSF-2FT=2' Wire Guard
- WG/SSF-3FT=3' Wire Guard
- WG/SSF-4FT=4' Wire Guard
- TOGGLE=Single Toggle NO. 2 (Specify Length)
- Y-TOGGLE=Y Toggle NO. 2 (Specify Length)

(Additional Accessories Available. See Options and Accessories Section.)

SHIPPING DATA

Catalog No.	Wt.
SSF-117	7 lbs.
SSF-217	7 lbs.
SSF-125	9 lbs.
SSF-225	9 lbs.
SSF-128T8	9 lbs.
SSF-228T8	9 lbs.
SSF-132	7 lbs.
8TSSF-132	16 lbs.
SSF-232	9 lbs.
8TSSF-232	20 lbs.

- EB8_/PLUS=T8 Electronic Instant Start. High Ballast Factor >1.13. Total Harmonic Distortion < 10%
- ER8_=T8 Electronic Program Rapid Start. Total Harmonic Distortion < 10%
- ER8_/PLUS=T8 Electronic Program Start. High Ballast Factor >1.13. Total Harmonic Distortion < 10%
- HPT8 Ballast
- HB8_L=T8 Electronic Instant Start. Low Ballast Factor .77
- HB8_=T8 Electronic Instant Start. Ballast Factor .88
- HB8_N=T8 Electronic Instant Start. Normal Ballast Factor 1.0
- HB8_H=T8 Electronic Instant Start. High Ballast Factor 1.15-1.2
- HR8_DIM=T8 Electronic Program Start Step Dimming. Ballast Factor .88
- HR8_L=T8 Electronic Program Start. Low Ballast Factor .77 max.
- HR8_=T8 Electronic Program Start. Ballast Factor .88
- HR8_H=T8 Electronic Program Start. High Ballast Factor 1.15-1.2

NOTES: ⁽¹⁾Available in 28T8 and 32 watt. Requires two ballasts for Tandem option. ⁽²⁾Products also available in non-US voltages and frequencies for international markets. ⁽³⁾For SilverLining reflector add SS in Catalog Number, Example: SSF-ASY-SS-4. ⁽⁴⁾Not available for 2' version. ⁽⁵⁾For other emergency options specify manufacturer part number and consult the factory for availability (example: EL-FBP240H). ⁽⁶⁾Socket brackets left uninstalled. ⁽⁷⁾When utilizing 28W T8 lamps, HPT8 Ballast must be specified. Other ballast restrictions may apply. Consult your Eaton Representative for availability and ordering information.

Specifications & dimensions subject to change without notice. Consult your Eaton Representative for availability and ordering information.