

DULUX® T/E/IN SUPERSAVER® ECOLOGIC®

Energy Saving Compact Fluorescent Lamps



SYLVANIA DULUX T/E/IN SUPERSAVER compact fluorescent lamps are energy saving replacements for full wattage triple tube compact fluorescent lamps. No ballast change is required to reduce energy costs by up to 19%. These lamps feature amalgam technology which improves light output over a wide ambient temperature range. They are designed to be operated on existing, energy efficient electronic and dimming ballasts.

For new installations, DULUX T/E/IN SUPERSAVER lamps are ideally paired with QUICKTRONIC® PROStart® CF electronic ballasts. The lamp and ballast system is covered by the exclusive SYLVANIA QUICK 60+® system warranty of up to 12 months for DULUX lamps and 60 months for QUICKTRONIC ballast.

Application Information

Applications

- Recessed ceiling fixtures
- Wall sconces

Key Features & Benefits

- Direct, energy-saving replacements for 26W, 32W and 42W triple tube compact fluorescent lamps
- Up to 19% energy savings when compared with full wattage triple tube lamps
- Operates on existing ballast systems
 - Flicker-free start on electronic ballasts
 - Compatible with OSRAM QUICKTRONIC PROStart CF ballasts
- Long 18,000 hour average rated life. Greater average rated life of 26,000 hours is available in select lamp types.
- Dimmable
- Fast run-up to full brightness
- Amalgam improves high temperature performance
 - Maintains 90% lumens from 40° to 140°F ambient
- Rare earth tri-phosphor with 82 CRI
- TCLP compliant

ECOLOGIC is a comprehensive program focused on addressing environmental issues at all stages of lamp life.

SYLVANIA DULUX T/E/IN SUPERSAVER ECOLOGIC fluorescent lamps pass the Federal Toxicity Characteristic Leaching Procedure (TCLP) criteria for classification as non-hazardous waste in most states*.

1. TCLP test results are based on NEMA LL Series standards and are available on request.
2. Lamp disposal regulations may vary; check your local & state regulations.



Product Offering

Lamp	Watts	CCT
CF26DT/E/IN/21W/SS/8XX/ECO	21	3000K, 3500K, 4100K
CF32DT/E/IN/28W/SS/8XX/ECO	28	3000K, 3500K, 4100K
CF42DT/E/IN/38W/SS/8XX/ECO	38	3000K, 3500K, 4100K

Application Notes

1. 4-Pin lamps designed for dimming and electronic ballast operation.
2. For horizontal operation, install lamp with etch facing down.
3. Minimum starting temperature depends on ballast.
4. Rule of thumb: to estimate the appropriate compact fluorescent lamp wattage, divide the incandescent wattage by 4.
5. Equipment manufacturers are advised to consult ANSI and IEC standards for the maximum allowable dimensions and temperature to insure compatibility with similar products.
6. QUICKTRONIC PROStart CF electronic ballasts are UCSA Certified and FCC 47CFR Part 18 Consumer Rated.
7. NEMA and LEDVANCE require that electronic ballasts for CFL lamps feature end-of-life shutdown circuitry.
8. OSRAM QUICKTRONIC ballasts feature QUICKSENSE® circuitry for end-of-life protection required by NEMA.



Specification Data

Catalog #	Type
Project/Job	
SYLVANIA Lamp	
SYLVANIA Ballast	
Prepared by	

Ordering Information

Item Number	Ordering Abbreviation	NEMA Generic Designation	Base	Watts	Volts ¹	Amps ¹	Initial Lumens	Mean Lumens ²	Color Temp.	CRI	Avg. Rated Life (hrs.) ³
DULUX SS ECO											
21100 ⁴	CF26DT/E/IN/21W/SS/830/ECO	CFTR26W/GX24q/30	GX24q-3	21	80	.300	1470	1260	3000K	82	18,000
21101 ⁴	CF26DT/E/IN/21W/SS/835/ECO	CFTR26W/GX24q/35	GX24q-3	21	80	.300	1470	1260	3500K	82	18,000
21102 ⁴	CF26DT/E/IN/21W/SS/841/ECO	CFTR26W/GX24q/41	GX24q-3	21	80	.300	1470	1260	4100K	82	18,000
21106 ⁴	CF32DT/E/IN/28W/SS/830/ECO	CFTR32W/GX24q/30	GX24q-3	28	100	.320	1960	1690	3000K	82	18,000
21103 ⁴	CF42DT/E/IN/38W/SS/830/ECO	CFM42W/GX24q/30	GX24q-4	38	135	.320	2600	2235	3000K	82	18,000
DULUX SS XL ECO											
21107	CF32DT/E/IN/28W/SS/835/ECO	CFTR32W/GX24q/35	GX24q-3	28	100	.320	1960	1690	3500K	82	26,000
21108	CF32DT/E/IN/28W/SS/841/ECO	CFTR32W/GX24q/41	GX24q-3	28	100	.320	1960	1690	4100K	82	26,000
21104	CF42DT/E/IN/38W/SS/835/ECO	CFM42W/GX24q/35	GX24q-4	38	135	.320	2600	2235	3500K	82	26,000
21105	CF42DT/E/IN/38W/SS/841/ECO	CFM42W/GX24q/41	GX24q-4	38	135	.320	2600	2235	4100K	82	26,000

1. Measured on high-frequency ballast.

2. Measured at 40% of rated life.

3. Based on 3 hours per start. Number of operating hours when half have failed and half are still functional. Average rated life is 20,000 hours at 12 hours/start.

4. When current inventory of 18,000 hour product is depleted, NAEDs will transition to 26,000 hour product having the same NAED codes.

Ordering Guide

CF	26	DT	/	E	/	IN	/	21W	/	SS	/	8	35	/	ECO
Compact Fluorescent	Lamp Type	DULUX® Triple	/	Electronic Ballast	/	Amalgam	/	Wattage 21, 28 or 38	/	SUPERSAVER®	/	8 = 82 CRI	30 = 3000K CCT 35 = 3500K CCT 41 = 4100K CCT	/	ECOLOGIC®

System Comparison

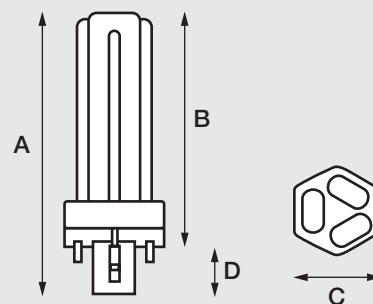
Compact Fluorescent vs. Incandescent

Lamp Type	Rated Lamp Life (hrs.)	System Lumens	System Wattage	System LPW	Energy Savings ¹
100W Incandescent	750	1710	100	17	—
DULUX T/E/IN/SS 28W w/QUICKTRONIC® CF	18,000	1826	31	59	\$124

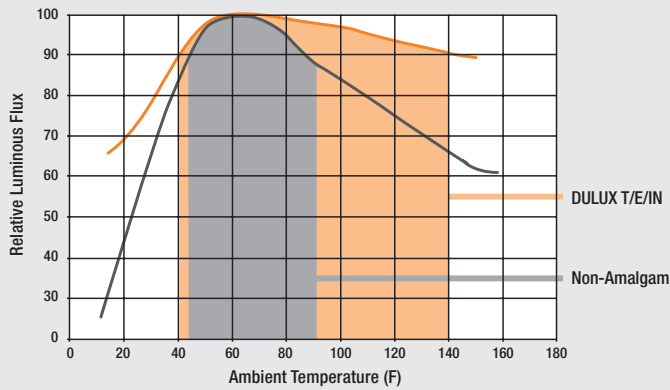
1. Based on an energy cost of \$0.10/kWh over the life of the lamp.

Lamp Dimensions

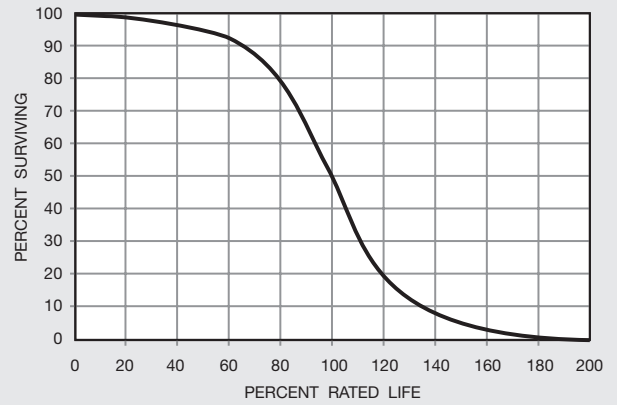
Length	(A) MOL [in. (mm)]	(B) Max. Base Face to Top of Lamp [in. (mm)]	(C) Max. Base Width [in. (mm)]	(D) Guide Post [in. (mm)]
CF26DT/E/IN/21W/SS/8XX/ECO	4.96 (126)	4.33 (110)	1.90 (48)	0.62 (16)
CF32DT/E/IN/28W/SS/8XX/ECO	5.60 (142)	4.96 (126)	1.90 (48)	0.62 (16)
CF42DT/E/IN/38W/SS/8XX/ECO	6.42 (163)	5.78 (147)	1.90 (48)	0.62 (16)



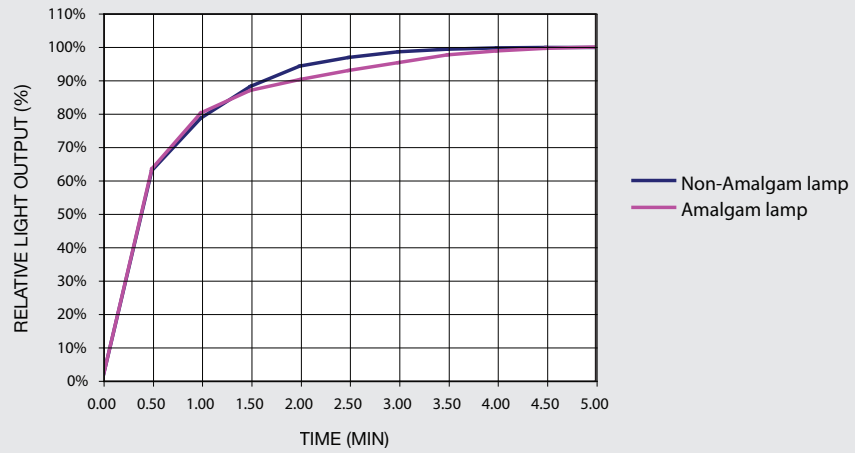
**90% Lumen Performance Range
DULUX T/E/IN vs. Non-Amalgam Lamps**



Typical Fluorescent Lamp Mortality

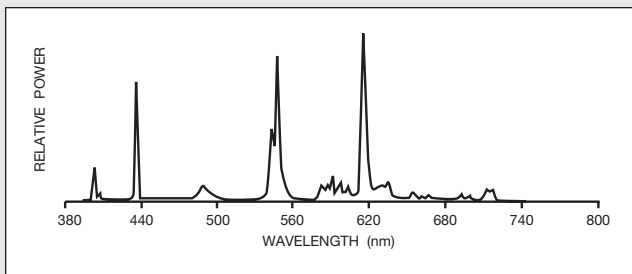


Lumen Run-Up Comparison

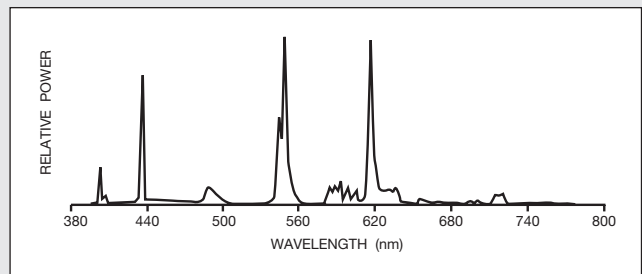


Spectral Power Distributions

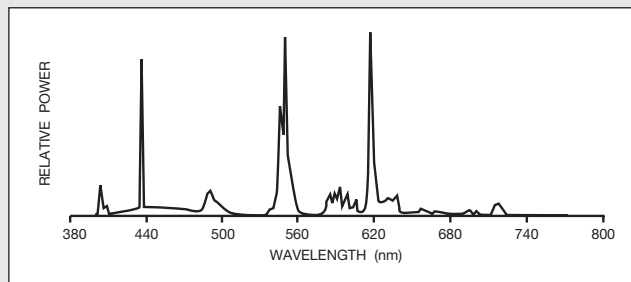
DULUX 830



DULUX 835



DULUX 841



Sample Specification

Lamp(s) shall be (a) DULUX® (CF26DT/E/IN/21W/SS/8XX/ECO, CF32DT/E/IN/28W/SS/8XX/ECO or CF42DT/E/IN/38W/SS/8XX/ECO) ECOLOGIC® lamps and pass existing Federal TCLP limits. Lamp(s) shall have an average rated life of 18,000 hours, a correlated color temperature of (3000K, 3500K or 4100K), and a CRI of 82. Lamps shall have a GX24q-3 plug-in or GX24q-4 plug-in, 4-pin base and be suitable for use on electronic and dimming ballasts. Lamps shall be operated by OSRAM QUICKTRONIC® ballasts. Both lamps and ballasts are covered by the QUICK 60+® system warranty.

Related Literature

For optimum system performance and warranty pair with QUICKTRONIC CF ballast.

QUICKTRONIC CF – Electronic Ballasts Systems (ECS073)

Ballast Technology Applications & Specifications Guide (ECS-SPECGUIDE2013)

QUICK 60+ System Warranty (ECS140)

LEDVANCE LLC
200 Ballardvale Street
Wilmington, MA 01887 USA
Phone 1-800-LIGHTBULB (1-800-544-4828)
www.sylvania.com

SYLVANIA and LEDVANCE are registered trademarks.
All other trademarks are those of their respective owners.
Licensee of product trademark SYLVANIA in general lighting.
Specifications subject to change without notice.

 /sylvania

 /sylvania

