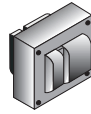


METALARC® Metal Halide Pulse Start Core & Coil Ballast Kits



175W-200W MH PS C&C Kits

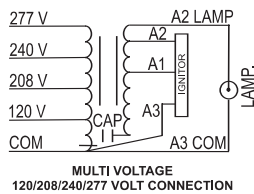
Item #	OSRAM SYLVANIA Description	Input Voltage (V _{AC})	Circuit Type	Input Power (Watts)	Max. ¹⁴ Input Current (Amps)	Nom. Open Circuit Voltage	Fuse Rating (Amps)	Ballast Dimensions (inches)			Dry Capacitor ¹⁵		Ignitor ¹⁸		Packaging		UL Bench Top Rise Code 1029	
								Fig.	A	B	Wiring Dia.	Mfd	Min. V _{AC}	Fig.	Max. Dist. to lamp (feet)	Qty.		Approx. Ballast Weight (lbs ea)
175W Metal Halide Pulse Start Lamp - ANSI Code M137 or M152																		
47686	M175/MULTI-PS-KIT	120/208/240/277	CWA	208	1.8/1.1/0.9/0.8	275	5/3/3/2	M	2.2	3.5	29	11	400	A-1	2	1	7.2	D/D/D/D
46801	M175/480-PS-KIT	480	CWA	208	0.5	275	2	M	2.4	3.6	32	11	400	A-1	2	1	8.5	B
200W Metal Halide Pulse Start Lamp - ANSI Code M136																		
47690	M200/MULTI-PS-KIT	120/208/240/277	CWA	232	2.0/1.2/1.0/0.9	270	6/4/3/3	M	2.5	3.6	29	12	400	A-2	2	1	8.3	B/B/A/B
46802	M200/480-PS-KIT	480	CWA	232	0.5	270	2	M	2.5	3.8	32	12	400	A-2	2	1	8.5	C
47259	M200/480/120T-PS-KIT	480/120 TAP	CWA	232	0.5	270	2	M	2.5	3.8	33	12	400	A-2	2	1	8.5	C

Specifications

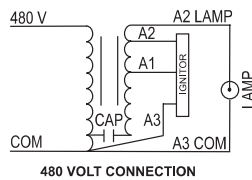
Starting Method: Pulse Start
Min. Starting Temp: -20°F (-30°C)
Input Frequency: 60 Hz
Power Factor: (min) 90%
Insulation Class: H (180°C)
Lead Length: 12 inches

14: Data based on highest current listed for operating, open circuit or starting current.
 15: For additional information on capacitors see pages 74-77.
 18: For additional information on ignitors see pages 78-79.

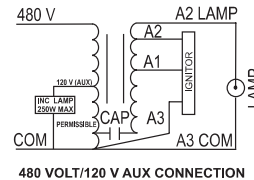
For information on brackets and clips see pages 74-77.
 Metal Halide Pulse Start Magnetic Ballast Kits include core & coil, capacitors, ignitors, brackets, mounting hardware and installation instructions.
 High voltage pulse present on open circuit. Ballast is compatible with other manufacturer's equivalent lamp types that meet ANSI standards.
 Additional product information is available at www.sylvania.com



Wiring Diagram 29



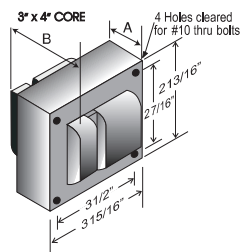
Wiring Diagram 32



Wiring Diagram 33

Ground Ballast Core

Figure M



Capacitor

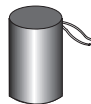


Figure A-1 Ignitor

ROUND CASE

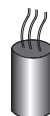
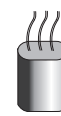


Figure A-2 Ignitor

OVAL CASE



Warranty

SYLVANIA magnetic ballasts are covered by our Magnetic Ballast Limited Warranty and our comprehensive Metal Halide and High Pressure Sodium Limited HID System Warranty. For Warranty details go to www.sylvania.com

Ordering Catalog

Item Number 47686 M 175 MULTI PS KIT Packaging
 Lamp Type: METALARC Metal Halide Pulse Start
 Lamp Wattage _____ Line Voltage

Specifications subject to change without notice.

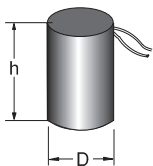
Magnetic High Intensity Discharge Capacitors and Kit Accessories

SYLVANIA supplies pre-wired dry type capacitors in all kits. The dry film capacitor thermal plastic maximum case temperature is 100°C. They contain no oil, are furnished with 12" leads and include integral resistor where required. Dry film capacitors contain no PCB's.

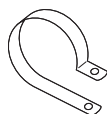
HID Capacitors & Accessories

Item #	OSRAM SYLVANIA Description	ANSI Code	Capacitor				Bracket Type	Page #
			Mfd (±3%)	Min VAC	Height (h) inches	Diameter (D) inches		
METALARC® Metal Halide Core & Coil Ballast Kits								
47243	M175/SUPER5-KIT	M57 or H39	10	400	3.90	1.38	B-1	46
47735	M175/MULTI-KIT	M57 or H39	10	400	3.90	1.38	B-1	46
47035	M175/480-KIT	M57 or H39	10	400	3.90	1.38	B-1	46
47253	M175/480/120T-KIT	M57 or H39	10	400	3.90	1.38	B-1	46
47254	M175/120/277-KIT	M57 or H39	10	400	3.90	1.38	B-1	46
47265	M250/SUPER5-KIT	M58 or H37	15	400	3.75	1.50	B-2	46
47737	M250/MULTI-KIT	M58 or H37	15	400	3.75	1.50	B-2	46
47611	M250/480-KIT	M58 or H37	15	400	3.75	1.50	B-2	46
47268	M250/480/120T-KIT	M58 or H37	15	400	3.75	1.50	B-2	46
47049	M250/MULTI 3X4-KIT	M58 or H37	15	400	3.75	1.50	B-1	46
47050	M250/480-3X4-KIT	M58 or H37	15	400	3.75	1.50	B-1	46
47338	M400/SUPER5-KIT	M59 or H33	24	400	3.85	1.75	B-2	47
47739	M400/MULTI-KIT	M59 or H33	24	400	3.85	1.75	B-2	47
47065	M400/480-KIT	M59 or H33	24	400	3.85	1.75	B-2	47
47394	M400/480/120T-KIT	M59 or H33	24	400	3.85	1.75	B-2	47
47075	M2x400/120/240-KIT (Kit contains two capacitors)	M59 or H33	23	400	3.85	1.75	B-2	47
47427	M1000/SUPER5-KIT	M47 or H36	24	480	5.00	2.20	B-2	48
47744	M1000/MULTI-KIT	M47 or H36	24	480	5.00	2.20	B-2	48
47655	M1000/480-KIT	M47 or H36	24	480	5.00	2.20	B-2	48
47432	M1000/480/120T-KIT	M47 or H36	24	480	5.00	2.20	B-2	48
46808	M1500/MULTI-KIT	M48	32	525	4.90	2.63	B-2	48
47095	M1500/480-KIT	M48	32	525	4.90	2.63	B-2	48
47434	M1500/480/120T-KIT	M48	32	525	4.90	2.63	B-2	48
METALARC® Metal Halide Pulse Start Core & Coil Ballast Kits								
47001	M35/MULTI-HQ/CI-KIT	M130	4.5	330	2.75	1.38	B-1	49
47203	M35/120/277-KIT	M130	4.5	330	2.75	1.38	B-1	49
47007	M50/MULTI-KIT	M110	6	280	2.90	1.38	B-1	49
47204	M50/120/277-KIT	M110	6	280	2.90	1.38	B-1	49
47013	M70/MULTI-KIT	M98	8	280	2.90	1.38	B-1	49
47217	M70/120/277-KIT	M98	8	280	2.90	1.38	B-1	49
47645	M70/MULTI-HQ/CI-KIT	M98 or M139 or M85	9	300	2.70	1.50	B-1	49
47019	M100/MULTI-KIT	M90	10	280	2.90	1.50	B-1	50
47219	M100/120/277-KIT	M90	10	280	2.90	1.50	B-1	50
47682	M150/MULTI-PS-KIT	M102	16	280	3.75	1.50	B-1	50
47228	M150/120/277-PS-KIT	M102	16	280	3.75	1.50	B-1	50
47640	M150/MULTI-PS-CWA-KIT	M102 or M142	17	330	3.90	1.50	B-1	50
47229	M150/MULTI-KIT	M81	16	280	3.75	1.50	B-1	50
47686	M175/MULTI-PS-KIT	M137 or M152	11	400	3.75	1.50	B-1	51
46801	M175/480-PS-KIT	M137 or M152	11	400	3.75	1.50	B-1	51

Capacitor

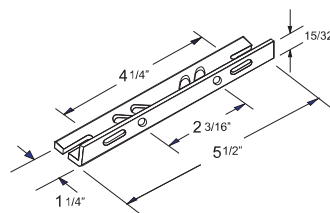


Mounting Clip

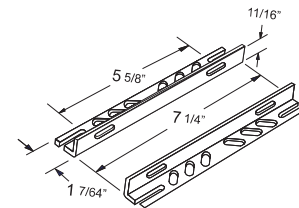


MOUNTING CLIP for round case
(For capacitors and ignitors)

B-1



B-2



Specifications subject to change without notice.

Magnetic High Intensity Discharge Ignitors

For SYLVANIA HID Ballasts Only

HID Ignitors

Item #	OSRAM SYLVANIA Description	ANSI Code	Ignitor Dimensions (inches)					Page #	Replacement Ignitor Item #	OSRAM SYLVANIA Replacement Ignitor Description
			Figure	Diameter (D)	Height (H)	Length (L)	Max. Distance to lamp (feet)			
METALARC® METAL HALIDE PULSE START CORE & COIL BALLAST KITS										
47001	M35/MULTI-HQ/CI-KIT	M130	A-1	1.38	1.96	—	5	49	—	—
47203	M35/120/277-KIT	M130	A-2	1.17	2.50	1.90	15	49	—	—
47007	M50/MULTI-KIT	M110	A-2	1.17	2.50	1.90	5	49	47996	356-AS-100-MH
47204	M50/120/277-KIT	M110	A-2	1.17	2.50	1.90	5	49	47996	356-AS-100-MH
47013	M70/MULTI-KIT	M98	A-2	1.17	2.50	1.90	5	49	47996	356-AS-100-MH
47217	M70/120/277-KIT	M98	A-2	1.17	2.50	1.90	5	49	47996	356-AS-100-MH
47645	M70/MULTI-HQ/CI-KIT	M98 or M139 or M85	A-2	1.17	2.50	1.90	5	49	—	—
47019	M100/MULTI-KIT	M90	A-2	1.17	2.50	1.90	5	50	47996	356-AS-100-MH
47219	M100/120/277-KIT	M90	A-2	1.17	2.50	1.90	5	50	47996	356-AS-100-MH
47682	M150/MULTI-PS-KIT	M102	A-2	1.17	2.50	1.90	5	50	47996	356-AS-100-MH
47228	M150/120/277-PS-KIT	M102	A-2	1.17	2.50	1.90	5	50	47996	356-AS-100-MH
47640	M150/MULTI-PS-CWA-KIT	M102 or M142	A-2	1.17	2.50	1.90	5	50	—	—
47229	M150/MULTI-KIT	M81	A-2	1.17	2.50	1.90	15	50	—	—
47686	M175/MULTI-PS-KIT	M137 or M152	A-1	1.38	1.96	—	2	51	47997	37-63-AS-6.9-N7
46801	M175/480-PS-KIT	M137 or M152	A-1	1.38	1.96	—	2	51	47997	37-63-AS-6.9-N7
47690	M200/MULTI-PS-KIT	M136	A-2	1.17	2.50	1.90	2	51	—	—
46802	M200/480-PS-KIT	M136	A-2	1.17	2.50	1.90	2	51	—	—
47259	M200/480/120T-PS-KIT	M136	A-2	1.17	2.50	1.90	2	51	—	—
47282	M250/SUPER5-PS-KIT	M138 or M153	A-1	1.38	1.96	—	2	52	47997	37-63-AS-6.9-N7
47112	M250/MULTI-PS-KIT	M138 or M153	A-1	1.38	1.96	—	2	52	47997	37-63-AS-6.9-N7
47106	M250/480-PS-KIT	M138 or M153	A-1	1.38	1.96	—	2	52	47997	37-63-AS-6.9-N7
47283	M250/480/120T-PS-KIT	M138 or M153	A-1	1.38	1.96	—	2	52	47997	37-63-AS-6.9-N7
47273	M250/120/277-KIT	M80	A-2	1.17	2.50	1.90	5	52	—	—
47676	M320/MULTI-PS-KIT	M132 or M154	A-1	1.38	1.96	—	2	53	47997	37-63-AS-6.9-N7
46803	M320/480-PS-KIT	M132 or M154	A-1	1.38	1.96	—	2	53	47997	37-63-AS-6.9-N7
47303	M320/480/120T-PS-KIT	M132 or M154	A-1	1.38	1.96	—	2	53	47997	37-63-AS-6.9-N7
47695	M350/MULTI-PS-KIT	M131	A-1	1.38	1.96	—	2	53	47997	37-63-AS-6.9-N7
47697	M350/480-PS-KIT	M131	A-1	1.38	1.96	—	2	53	47997	37-63-AS-6.9-N7
47337	M350/480/120T-PS-KIT	M131	A-1	1.38	1.96	—	2	53	47997	37-63-AS-6.9-N7
47400	M400/SUPER5-PS-KIT	M155 or M135	A-1	1.38	1.96	—	2	54	47997	37-63-AS-6.9-N7
47132	M400/MULTI-PS-KIT	M155 or M135	A-1	1.38	1.96	—	2	54	47997	37-63-AS-6.9-N7
47138	M400/480-PS-KIT	M155 or M135	A-1	1.38	1.96	—	2	54	47997	37-63-AS-6.9-N7
47403	M400/480/120T-PS-KIT	M155 or M135	A-1	1.38	1.96	—	2	54	47997	37-63-AS-6.9-N7
47405	M450/MULTI-PS-KIT	M144	A-1	1.38	1.96	—	2	54	47997	37-63-AS-6.9-N7
46804	M450/480-PS-KIT	M144	A-1	1.38	1.96	—	2	54	47997	37-63-AS-6.9-N7
47408	M450/480/120T-PS-KIT	M144	A-1	1.38	1.96	—	2	54	47997	37-63-AS-6.9-N7
47717	M750/MULTI-PS-KIT	M149	A-2	1.17	2.50	1.90	5	55	47998	356-AS-751-MH
47409	M750/120/277/347/480-PS-KIT	M149	A-2	1.17	2.50	1.90	5	55	47998	356-AS-751-MH
47718	M750/480-PS-KIT	M149	A-2	1.17	2.50	1.90	5	55	47998	356-AS-751-MH
47416	M1000/MULTI-PS-KIT	M141	A-2	1.17	2.50	1.90	25	55	—	—
47417	M1000/120/277/347/480-PS-KIT	M141	A-2	1.17	2.50	1.90	25	55	—	—
46805	M1000/480-PS-KIT	M141	A-2	1.17	2.50	1.90	25	55	—	—
47089	M1000/120/277/347/480-HQI-RL	—	A-2	1.17	2.50	1.90	5	56	—	—
47090	M2000/277/347/480-HQI-RL	—	A-2	1.17	2.50	1.90	5	56	—	—

Figure A-1

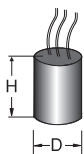


Figure A-2

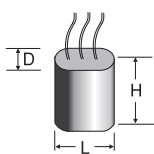
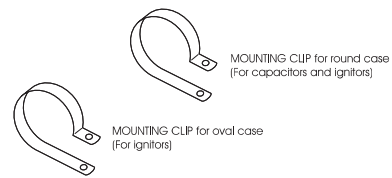
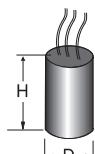


Figure A-3



Ignitors thermal plastic case, max. temp. 110°C

Specifications subject to change without notice.