

<10% THD Electronic TT5 Fluorescent Ballast Systems

QUICKTRONIC® Instant Start DL40 UNIVERSAL VOLTAGE

High Efficiency Series

Lamp/Ballast Guide

40W T5 - DULUX® L
 1 lamp
 QHE 1x40DL/UNV ISN-SC
 2 lamp
 QHE 2x40DL/UNV ISN-SC
 3-lamp
 QHE 3x40DL/UNV ISN-SC

Primary Lamp Type:
 FT40DL

Also operates:
 FT40DL/28W/SS/IS

Key System Features

- High Efficiency Systems over 90% efficient
- Universal Voltage
- QUICKSENSE® ballast technology (end-of-lamp-life sensing)
- 0°F Starting
- High luminous efficacy
- Virtually eliminates lamp flicker
- Quiet operation
- High power factor
- Low harmonic distortion
- Lightweight
- UL, CSA
- Auto Reset

Application Information

SYLVANIA QUICKTRONIC DL40

is ideally suited for:

- Commercial
- Retail
- Hospitality
- Institutional
- Schools
- New construction
- Direct lighting
- Indirect lighting
- Surface mount
- Cove lighting

SYLVANIA QUICKTRONIC

High Efficiency (QHE) energy-saving electronic DULUX L 40W ballasts save up to 6 to 9% over standard electronic ballasts without compromising light output or lamp life. The added energy savings also provides for a quicker payback.

SYSTEM DL40 is available in a one lamp, two lamp and a three lamp model. All are Universal Voltage (120-277V) models.

SYSTEM DL40 provides over 30% more lumen output than 34T12 systems at nearly the same power input. Also, the small lamp diameter and sleek profile provide new design options and improved fixture optics.

SYSTEM DL40 ballasts contain QUICKSENSE ballast technology, a patented circuitry designed to shut down the system reliably and safely when the lamps have reached their end-of-life.

System Information

SYSTEM DL40 uses instant start operation to provide the highest system efficacy and to assure low temperature starting capability. Instant start also provides for maximum remote wiring distances.

QUICKSENSE ballast technology helps to protect against overheated bases and sockets, as well as cracking of the glass wall, and uses dynamic end-of-lamp-life sensing to avoid false shutdowns caused by some static sensing methods. QUICKSENSE ballast technology will auto reset when the lamps are replaced with new ones.

A complete OSRAM SYLVANIA System Performance Guide showing performance characteristics for all combinations of lamps and ballasts is available upon request.



Setting the standard for quality, SYSTEM DL40 is also covered by our QUICK 60+® warranty, the first and most comprehensive system warranty in the industry.

System Type (2 x 2) 2-Lamps	Input Wattage	Initial Lumens	System LPW
FB40T12 - Std. Magnetic Ballast	96	5795	60
E.S. Magnetic Ballast	86	5795	67
FB34T12 - E.S. Magnetic Ballast	72	4575	66
FB032T8 - Magnetic	71	5415	76
DL40 - QHE2x40DL/UNV ISN-SC	68/67	5670	83/84
DL40/28W/SS/IS - QHE2x40DL/UNV ISN-SC	64/63	5990	94/95
System Type (2 x 2) 3-Lamps	Input Wattage	Initial Lumens	System LPW
DL40- Std. Electronic ISN Ballast (0.96 BF)	110	9070	82
DL40 - QHE3x40DL/UNV ISN-SC	100/99	8505	85/86
DL40/28W/SS/IS - QHE3x40DL/UNV ISN-SC	95/94	8990	95/96

SAME LIGHT, LESS POWER
 Saves 14% ... 15W with the new 3-Lamp QHE DL40/28W/IS SUPERSAVER System!

SYLVANIA QUICKTRONIC High Efficiency (QHE) ballasts operate on input voltage from 120V through 277V, eliminating “wrong voltage” wiring errors and reducing the number of models in inventory by half.

**INSTANT START DL40
UNV VOLTAGE
High Efficiency Systems**

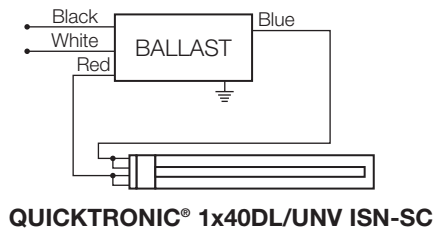
<10% THD High Efficiency Electronic TT5 Compact Fluorescent Systems

Item Number	Description	Input Voltage (VAC)	Input Current (AMPS)	Lamp ^{1,3} Type	Rated ² Lumens (lm)	No. of Lamps	Ballast Factor (BF)	System Lumens	Input Wattage (W)	System Efficacy (lm/W)
49428	QHE 1x40DL/UNV ISN-SC	120-277	0.30/0.13 0.27/0.12	FT40T5 FT40DL/28W/SS/IS	3150 2800	1 1	0.90 1.07	2835 2995	35 32	81 94
49429	QHE 2x40DL/UNV ISN-SC	120-277	0.56/0.26 0.54/0.24	FT40T5 FT40DL/28W/SS/IS	3150 2800	2 2	0.90 1.07	5670 5990	68/67 64/63	83/84 94/95
49430	QHE 3x40DL/UNV ISN-SC	120-277	0.84/0.36 0.79/0.35	FT40T5 FT40DL/28W/SS/IS	3150 2800	3 3	0.90 1.07	8505 8990	100/99 95/94	85/86 95/96

¹ Also compatible with other manufacturer's equivalent lamp types that meet ANSI standards.
² Rated lamp lumens and performance data based on DULUX® L 40 and DL40/28W/SS/IS series lamps.
³ Ballast factor based upon 225mA nominal lamp current for FT40DL lamp and 190mA nominal lamp current for FT40DL/28W/SS/IS lamp.

Performance Guide

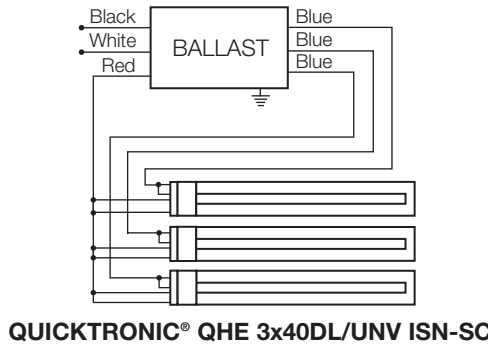
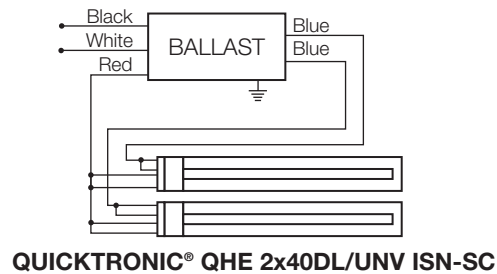
Specifications¹



Starting Method: Instant Start
Ballast Factor: 0.90
Circuit Type: Parallel
Lamp Frequency: > 40KHz
Lamp CCF: Less than 1.7
Starting Temp: 0°F minimum²
Input Frequency: 60 Hz
Low THD: < 10%
Power Factor: > 98%
Voltage Range: +/-10% of Rated Input

UL Listed Class P, Type 1 Outdoor
 CSA Certified
 70°C Max Case Temperature
 FCC 47CFR Part 18 Non-Consumer
 Class A Sound Rating
 ANSI C62.41 Cat. A Transient Protection
 Remote Mounting up to 18 feet

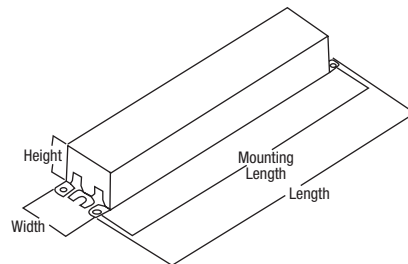
¹ Data based on DL40 lamps. See the SYLVANIA QUICKTRONIC Electronic Ballast Technology and Specification Guide (ECS-ELECTRONIC) for other system combinations.
² Operation below 50°F may affect light output or lamp operation – see "Low Temp. Starting" definition.



Dimensions:
 Overall: 9.5" L x 1.68" W x 1.18" H
 Mounting: 8.90"

Packaging:
 Quantity: 10 pieces
 Weight: 1.6 lbs each (approx)

Wiring:
 Leads only (no connectors provided)



System Life / Warranty

QUICKTRONIC products are covered by our QUICK 60+[®] warranty, a comprehensive lamp and ballast system warranty. For additional details, refer to our QUICK 60+ warranty bulletin.

Ordering Guide

Item Number ———— **49430 QHE 3 x 40DL / UNV ISN SC** ———— Can Size
 QUICKTRONIC High Efficiency ———— Starting/Ballast Factor
 Number of Lamps ———— Line Voltage (120-277V)
 Primary Lamp Wattage

Specifications subject to change without notice.

All registered trademarks property of OSRAM SYLVANIA, Inc.
 DULUX and QUICKTRONIC are registered trademarks of OSRAM GmbH. SYLVANIA is a registered trademark of OSRAM SYLVANIA, Inc.